



# **uni-chains** **Chain Catalogue**



©2004, uni-chains A/S. Copying or reproduction of this catalogue is prohibited without written permission.

uni-chains reserves the right to make changes without notice.


The drawings are according to American projection. The drawings belong to uni-chains and are not to be used or copied without the permission in writing from uni-chains.

uni-chains A/S develops and manufactures products under a dynamic intellectual property portfolio. Products may be protected by one or more patents, utility models, designs or trademarks. A regularly updated list of all publicly available rights is published on our homepage **www.unichains.com**.

At time of print products in this catalogue are protected by one or more of the following rights:

**Patent:**

US 6,758,329  
US 6,662,938  
DE/EP 0931736  
DK/EP 0931736  
IT/EP 0931736  
NL/EP 0931736  
US 6,073,756  
US 6,216,854  
DK 174527  
GB 2352220  
IT 1320239  
US 6,390,288  
US 6,412,625  
US 5,482,156  
US 5,305,869  
US 5,027,944  
US 5,127,515  
US 5,307,923  
US 5,379,883  
US 5,697,492  
DE 69109610  
FR/EP 0480863  
GB/EP 0480863  
IT/EP 0480863  
DE 4312864  
GB 2309062  
DE 69506772  
FR/EP 0680898  
GB/EP 0680898  
IT/EP 0680898  
NL/EP 0680898  
SE/EP 0680898  
MR 1995 00926



The quality assurance system of uni-chains A/S is certified according to ISO 9001.

## Probably the most comprehensive chain program in the world

In this catalogue you will find a wide range of quality products: The classic standard chains, as well as, innovative chains patented by uni-chains.

We use both industry standard and special materials in steel and plastic. We can also supply the chains in special materials e.g. chemical resistant, antistatic, flame retardent etc., if needed.

### Slat Top Chains • Steel (Page 16 - 24)

uni steel chains prove their worth mainly in the industries that use glass bottles, e.g. breweries, the wine industry and the soft drinks industry.

They come in several variants like straight running, side-flexing, with or without tabs, as magnet chains, and in the special uni Super Flex design.

uni steel chains are strong and suitable for applications running at high speed. Broken glass will not affect the function of the chain.

The uni Super Flex chains feature the unique, patented tab system which require no tools for installation. These chains run totally level in curves and will not vibrate. The noise level is considerably lower than normal tab chains.



**uni SS 881 TAB-K325**  
Side flexing  
Beer bottles  
3 track  
Lubricant: Soapy water



**uni SS 812 & uni SS 881 TAB**  
Straight running  
Bottle inspection

### Slat Top Chains • Plastic (Page 25 - 37)


uni plastic chains constitute a light-weight yet strong and silent alternative to steel chains. These chains are used mainly in the food and packaging industry for conveying of many kinds of containers.

The uni Super Flex tracking system is also available for plastic chains, as are beveled and tab chains for straight-running, side-flexing and inclined conveyors.

For special features, please refer to the description of each individual chain type. uni plastic chains are available with rubber inserts, please see page 101-104.



**uni 820 K325**  
Straight running  
Can accumulation



**uni 880 TAB**  
Side flexing  
In-feed for accumulation table for cans


## Special Chains • Plastic (Page 38 - 52)

Some of the uni Special chains are further developments of uni Slat Top Chains.

The range includes safety chains that prevent fingers and clothes from getting caught between the links. Chains with low backline pressure and accumulation rollers minimize product damage as do the side flexing ribbed chains.



**uni 882 SC-TAB**  
Side flexing  
Boxes



**uni 880 Rib**  
Side flexing  
Cans


## Snap-On Chains • Plastic (Page 53 - 67)

The Snap-On chains are designed with overlapping flights assembled on special roller chains with extended pins. This is an advantage especially at high speeds, because it reduces the noise level. The Snap-On chains are very suitable for the food processing industry.

The roller chains are made in Germany.



**uni Grip 1873-G4**  
Side flexing



**uni Grip 1873-D**  
Side flexing


## uni Flex Chains • Plastic (Page 68 - 96)

The flexibility of the uni Flex chains ensures a great number of possibilities for applications in various industries. Most of the uni Flex chains are flexible in several directions and some of them can be used in very small curves with turn discs, which makes construction of very compact conveyors possible.

The uni Flex chains are suitable for conveying of plastic bottles, cans and cartons in e.g dairies and breweries, but also for conveying of crates and other large items.



**uni 1700**  
Side flexing  
Cartons



**uni 1701 TAB**  
Side flexing  
Cartons

## Multi Hinge Chains (Page 97 -100)

Multi Hinge chains are the strongest chains in the uni-chains product range.

Depending on the application Multi Hinge chains can be supplied in PP and PE making them an economical alternative to the more costly POM single-hinge chains.



**uni SNB M2AT**  
Straight running



**uni SSB**  
Straight running

## More than just chains

If you need conveyor components other than chains and sprockets, we also offer one of the **widest modular belt assortments** and a **comprehensive accessories program**.

If you want to know more about this, please contact us, and we will either send you our special belt or accessories catalogue, or ask a sales representative to call on you for a discussion of your specific requirements.

**[www.unichains.com](http://www.unichains.com)**

# Contents

## Material Properties



- 13 Steel
- 14 Plastic • Standard Grades
- 15 Plastic • Special Grades

## Slat Top Chains • Steel

### *Straight running*



- 16 **uni 810/812/815**  
Pitch = 38.1 mm (1.50 in.)



- 17 **uni 800/802/805**  
Pitch = 38.1 mm (1.50 in.)

### *Side flexing*



- 18 **uni 881**  
Pitch = 38.1 mm (1.50 in.)



- 19 **uni 881 TAB**  
Pitch = 38.1 mm (1.50 in.)



- 20 **uni 881 Super Flex**  
Pitch = 38.1 mm (1.50 in.)



- 21 **uni Magnet type**  
Pitch = 38.1 mm (1.50 in.)



- 22 **uni 8811**  
Pitch = 38.1 mm (1.50 in.)




- 23 **uni 8811 TAB**  
Pitch = 38.1 mm (1.50 in.)




- 24 **uni 8811 Super Flex**  
Pitch = 38.1 mm (1.50 in.)

## Slat Top Chains • Plastic

### *Straight running*



- 25 **uni 820**  
Pitch = 38.1 mm (1.50 in.)



- 26 **uni 831**  
Pitch = 38.1 mm (1.50 in.)



- 27 **uni 821**  
Pitch = 38.1 mm (1.50 in.)

### *Side flexing*



- 28 **uni 440 TAB**  
Pitch = 19.05 mm (0.75 in.)



- 29 **uni 879**  
Pitch = 38.1 mm (1.50 in.)



- 30 **uni 879 TAB**  
Pitch = 38.1 mm (1.50 in.)



- 31 **uni 879 Super Flex**  
Pitch = 38.1 mm (1.50 in.)



- 32 **uni 880**  
Pitch = 38.1 mm (1.50 in.)



- 33 **uni 880 TAB**  
Pitch = 38.1 mm (1.50 in.)

## Contents

### Slat Top Chains • Plastic

#### Side flexing



- 34 uni 880 TAB-RT**  
Pitch = 38.1 mm (1.50 in.)



- 35 uni 880 Super Flex**  
Pitch = 38.1 mm (1.50 in.)



- 36 uni 882**  
Pitch = 38.1 mm (1.50 in.)



- 37 uni 882 TAB**  
Pitch = 38.1 mm (1.50 in.)

### Special Chains • Plastic

#### Side flexing



- 38 uni 879 TAB Safety**  
Pitch = 38.1 mm (1.50 in.)



- 39 uni 879 TAB Safety Finger**  
Pitch = 38.1 mm (1.50 in.)



- 40 uni 882 SC-TAB**  
Pitch = 38.1 mm (1.50 in.)



- 41 uni 982 SC**  
Pitch = 50.0 mm (1.97 in.)




- 42 uni 880 Rib**  
Pitch = 38.1 mm (1.50 in.)



- 43 uni 880 Rib Flex**  
Pitch = 38.1 mm (1.50 in.)


### Special Chains • Plastic

#### Side flexing



- 44 uni 882 Rib-Flex**  
Pitch = 38.1 mm (1.50 in.)

#### Straight running



- 45 uni 821-RO**  
Pitch = 38.1 mm (1.50 in.)



- 46 uni 821-PRR4**  
Pitch = 38.1 mm (1.50 in.)



- 47 uni 821-PRR**  
Pitch = 38.1 mm (1.50 in.)

#### Side flexing



- 48 uni 882 PRR-TAB4**  
Pitch = 38.1 mm (1.50 in.)



- 49 uni 882 PRR-TAB**  
Pitch = 38.1 mm (1.50 in.)



- 50 uni 879 TAB-R-G4**  
Pitch = 38.1 mm (1.50 in.)

#### Straight running



- 51 uni NH78**  
Pitch = 66.3 mm (2.61 in.)



- 52 uni 3200**  
Pitch = 50.8 mm (2.00 in.)

## Contents

### Snap-On Chains • Plastic

#### *Straight running*



**53 uni 843**  
Pitch = 12.7 mm (0.50 in.)



**54 uni SK843**  
Pitch = 12.7 mm (0.50 in.)

#### *Side flexing*



**55 uni 1843**  
Pitch = 12.7 mm (0.50 in.)

#### *Straight running*



**56 uni 863**  
Pitch = 19.1 mm (0.75 in.)



**57 uni 863 TAB**  
Pitch = 19.1 mm (0.75 in.)



**58 uni 963**  
Pitch = 19.1 mm (0.75 in.)



**59 uni 963 TAB**  
Pitch = 19.1 mm (0.75 in.)



**60 uni 1873 ST**  
Pitch = 19.1 mm (0.75 in.)

#### *Side flexing*



**61 uni 1873**  
Pitch = 19.1 mm (0.75 in.)



**62 uni 1873 SE**  
Pitch = 19.1 mm (0.75 in.)



**63 uni 3873**  
Pitch = 19.1 mm (0.75 in.)

### Snap-On Chains • Plastic

#### *Side flexing*



**64 uni Grip 1873-G3**  
Pitch = 19.1 mm (0.75 in.)



**65 uni Grip 1873-G4**  
Pitch = 19.1 mm (0.75 in.)



**66 uni Grip 1873-G4L**  
Pitch = 19.1 mm (0.75 in.)



**67 uni Grip 1873-D**  
Pitch = 19.1 mm (0.75 in.)

### uni Flex Chains • Plastic

#### *Side flexing*



**68 uni 1700**  
Pitch = 50.0 mm (1.97 in.)



**69 uni 1701**  
Pitch = 50.0 mm (1.97 in.)



**70 uni 1701 TAB/TAB-R**  
Pitch = 50.0 mm (1.97 in.)



**71 uni 1701 TAB-R-ST**  
Pitch = 50.0 mm (1.97 in.)



**72 uni 1702**  
Pitch = 50.0 mm (1.97 in.)



**73 uni 1702 M**  
Pitch = 50.0 mm (1.97 in.)

## Contents

### uni Flex Chains • Plastic

#### Side flexing

	<b>74 uni 1702 H</b> Pitch = 50.0 mm (1.97 in.)
	<b>75 uni 1703</b> Pitch = 50.0 mm (1.97 in.)
	<b>76 uni 1704</b> Pitch = 50.0 mm (1.97 in.)
	<b>77 uni 1705</b> Pitch = 50.0 mm (1.97 in.)
	<b>78 uni 1706</b> Pitch = 50.0 mm (1.97 in.)
	<b>79 uni 1707</b> Pitch = 50.0 mm (1.97 in.)
	<b>80 uni 3200 TAB</b> Pitch = 50.8 mm (2.00 in.)
	<b>81 uni 2500</b> Pitch = 63.5 mm (2.50 in.)
	<b>82 uni 2600-C</b> Pitch = 63.5 mm (2.50 in.)
	<b>83 uni 2600-CV</b> Pitch = 63.5 mm (2.50 in.)

### uni Flex Chains • Plastic

#### Side flexing

	<b>84 uni 2600-TAB-C</b> Pitch = 63.5 mm (2.50 in.)
	<b>85 uni 2600-O</b> Pitch = 63.5 mm (2.50 in.)
	<b>86 uni 2600-OV</b> Pitch = 63.5 mm (2.50 in.)
	<b>87 uni 2600 TAB-O</b> Pitch = 63.5 mm (2.50 in.)
	<b>88 uni 2600 TAB-O-M</b> Pitch = 63.5 mm (2.50 in.)
	<b>89 uni 2700/2700-R</b> Pitch = 70.0 mm (2.76 in.)
	<b>90 uni 2700 H/2700 H-R</b> Pitch = 70.0 mm (2.76 in.)
	<b>91 uni 2700 LH</b> Pitch = 70.0 mm (2.76 in.)
	<b>92 uni 3000</b> Pitch = 80.1 mm (3.15 in.)

## Contents

### uni Flex Chains • Plastic

#### *Side flexing*



**93 uni 1400**  
Pitch = 82.5 mm (3.25 in.)



**94 uni 1400 TAB**  
Pitch = 82.5 mm (3.25 in.)




**95 uni 2800**  
Pitch = 82.5 mm (3.25 in.)



**96 uni 2800 TAB**  
Pitch = 82.5 mm (3.25 in.)

### Multi Hinge • Plastic

#### *Straight running*




**97 uni SNB M2AT**  
Pitch = 25.4 mm (1.00 in.)



**98 uni Light EP**  
Pitch = 38.1 mm (1.50 in.)




**99 uni SSB**  
Pitch = 38.1 mm (1.50 in.)



**100 uni XLB**  
Pitch = 63.5 mm (2.50 in.)

### Chains with moulded Rubber Inserts



**101** Chains with moulded Rubber Inserts

**102** Inserts for series uni 820/831 and uni 821

**103** Inserts for series uni 879/880, uni 879/880 TAB and uni 843

**104** Inserts for series uni 863/963, uni 863 TAB/963 TAB and uni 882/882 TAB

**105** Inserts for series uni 1873/3873 and uni Flex

**106** Product Supports

**107** Product Supports and Brush Inserts

**108** Inserts for Steel Chains

## Contents

### Finger Plates



- 109** uni 880 Rib
- 110** uni 880 Rib-Flex and uni 882 Rib-Flex

### Sprockets



- 111** uni 810/812/815 and uni Magnet type  
uni 800/802/805, uni 821, uni 821 PRR4 and uni 821 PRR
- 112** uni 881/881 TAB and uni 8811/8811 TAB  
uni 881 Super Flex and uni 8811 Super Flex
- 113** uni 820, uni 831 and uni SSB  
uni 440 TAB
- 114** uni 879/879 TAB/879 TAB-R, uni 879 Super Flex, uni 880/880 TAB/880 TAB-R,  
uni 880 Super Flex, uni 879 TAB Safety, uni 879 TAB Safety Finger, uni 880 Rib,  
uni 880 Rib Flex and uni 879 TAB-R-G4,  
uni 882/882 TAB, uni 882 SC-TAB, uni 882 Rib Flex, uni 882 PRR-TAB4 and  
uni 882 PRR TAB
- 115** uni 982-SC  
uni 821-RO  
uni NH78
- 116** uni 3200/3200 TAB  
uni 1700, uni 1701, uni 1701 TAB/TAB-R, uni 1701 TAB-R-ST, uni 1702,  
uni 1702 M, uni 1702 H, uni 1703, uni 1704, uni 1705, uni 1706 and uni 1707
- 117** uni 2500  
uni 2600
- 118** uni 2700/2700-R, uni 2700 H/2700 H-R and uni 2700 LH  
uni 3000
- 119** uni 1400/1400 TAB  
uni 2800/2800 TAB

## Contents

### Sprockets



- 120** uni SNB M2AT  
uni Light EP
  
- 121** uni SSB  
uni XLB
  
- 122** Two part sprockets for uni 800, uni 802, uni 805, uni 821, uni 821-PRR4, uni 821-PRR,  
uni 810, uni 812, uni 815, uni Magnet type  
uni 820, uni 831 and uni SSB
  
- 123** Two part sprockets for uni 879, uni 879 TAB, uni 879 Super Flex, uni 880,  
uni 880 TAB-RT, uni 880 Super Flex, uni 879 TAB Safety,  
uni 879 TAB Safety Finger, uni 880 Rib, uni 880 Rib-Flex and uni 879 TAB-R-G4  
uni 881, uni 881 TAB, uni 8811 and uni 8811 TAB  
uni 882, uni 882 TAB, uni 882 SC-TAB, uni 882 Rib-Flex,  
uni 882 PRR-TAB4 and uni 882 PRR TAB
  
- 124** Sprockets for Snap-On chains
  
- 125** Idlers and Guide Rings
  
- 126** uni Retainer Rings
  
- 127** Disclaimer and Warnings

## Material Properties • Steel

### Austenitic Stainless Steel

SS304

Austenitic quality containing 18% chrome and 8% nickel.

Werkstoff no. 1.4301

AISI 304

$^{18}/_8$  CrNi steel is non-magnetic in the entire recommended temperature area. The austenitic quality has a very high degree of corrosion resistance in oxidizing surroundings. In connection with evaporation of chloride-containing fluids, being evaporated the  $^{18}/_8$  CrNi steel is not recommended as stress corrosion can occur overtime.

**Pin material** for chains made of this austenitic stainless steel:  $^{18}/_8$  CrNi steel, cold drawn to high hardness and strength.

### Ferritic Stainless Steel

SS430

Ferritic quality containing 17.5% chrome.

Werkstoff no. 1.4016

AISI 430

The ferritic quality has a high wearability and is economical where demands for corrosion resistance are not very strong. The corrosion resistance of the ferritic quality is not as high as for the austenitic quality, but it does not have a tendency to stress corrode in a chloride environment.

**Pin material** for chains made of this ferritic stainless steel:  $^{18}/_8$  CrNi steel, cold drawn to high hardness and strength.

### Special Hardened Steel

S1045

AISI 1045

Special hardened steel with 0.45% carbon.

The carbon steel has a hardness of 36-42 HRC.

The products are through hardened.

**Pin material** for chains made of this special hardened steel:  $^{18}/_8$  CrNi steel, cold drawn to high hardness and strength.

*Note: Other grades can be supplied upon request. Steel chains with ground top surface are available. Please contact uni-chains.*

	Austenitic stainless steel SS304	Ferritic stainless steel SS430	Special hardened steel S1045
<b>Recommended temperature area</b>	-70 to +430°C -94 to +806°F	-70 to +430°C -94 to +806°F	-70 to +430°C -94 to +806°F
<b>Magnetic properties</b>	Non-magnetic*	Magnetic	Magnetic
<b>Chain supplied in the material</b>	SS805 SS815 SS881/SS881 TAB SS881 SFL SS8811 SFL SS8811/SS8811 TAB	SS802 SS812 SS881/SS881 TAB SS Magnet type SS881 SFL SS8811 SFL	S800 S810 S881/S881 TAB S Magnet type S881 SFL S8811 SFL

Please note, that the temperature may have an effect on the mechanical properties of the chains.

\* Remanent magnetism may occur in the chains.

## Material Properties • Plastic Standard Grades

### Polyoxymethylen - POM

Colour options: A row of 13 small colored squares representing different color options for POM: blue, grey, red, light grey, green, black, white, orange, purple, tan, light grey, white, and yellow.

Other custom-made colours are available on request.

POM is a thermoplastic material with very good mechanical and thermal properties. The material can also be characterized by great strength, elasticity and dimensional stability. POM is resistant to a wide selection of chemicals. POM has good qualities for slide material, low coefficient of friction and a good resistance to wear.

Recommended temperature area: -40 to +90°C (-40 to +194°F).

Standard material for our plastic chains is POM which is made in 3 different grades.

#### POM-D

POM polymers with self-lubricating components.

#### POM-I

POM polymers with self-lubricating components and improved impact resistance.

#### POM-LF

POM polymers with improved self-lubricating components.

#### POM-SLF

POM polymers with self-lubricating additives to obtain the lowest possible friction resistance.

### Polypropylene - PP

Colour options: A row of 13 small colored squares representing different color options for PP: blue, red, green, light grey, black, white, orange, purple, tan, light grey, white, and yellow.

Other custom-made colours are available on request.

Polypropylene is a thermoplastic material with very good chemical resistance properties. PP is an economical material for applications with high temperatures.



Recommended temperature area: +1 to +104°C (+33 to +219°F).

Standard pin material for plastic chains is  $18/8$  CrNi steel, but most types can be supplied with plastic pins too.

*Note: uni-chains also produces plastic chains in other materials for use under special conditions, please see page 15.*

## Material Properties • Plastic Special Grades

### Glass Reinforced Polyester - GR

Colour options:  

Glass reinforced polyester is a material with an extremely high resistance to wear and heat.

### Glass Reinforced Polypropylene - AR

Colour options:   



AR is an acid resistant material which is used where very high chemical resistance is required. The limited mechanical strength of polypropylene is considerably improved by the glass fiber reinforcement.

### Antistatic Material - AS

Colour options: 

Electrically conductive acetal is used where the build-up of static electricity must be avoided e.g. in the aerosol and electronics industry.

### Polycarbonate - PC

Colour options:  

Polycarbonate is characterized by being extremely impact resistant, even at low temperatures.

### Flame Retardant Polyamide - FR

Colour options: 

Flame retardant polyamide is a fire restricting material used in surroundings with the danger of being ignited the chain.

### Polyvinylidenfluoride - PVDF

Colour options: 

Polyvinylidenfluoride is characterized by a specially high chemical resistance. Furthermore PVDF has high wear resistance and good friction properties.

### Polyamide - PA6

Colour options:      

Polyamide PA6 is a thermoplastic material. The combination of mechanical properties and chemical resistance makes this material suitable for many situations. Polyamide has a high resistance of dynamic loads and a high wear resistance.

### Polyamide - PA6.6

Colour options:    

Polyamide PA6.6 is a thermoplastic material with many fine properties. The material has a high resistance to wear and high strength and great stiffness. Furthermore polyamide has a large temperature area.

*Note: Max permissible working load is reduced by 50% when using AS and AR. For all other special materials, please contact uni-chains for permissible working load.*

Please contact uni-chains if materials other than those listed above are needed.

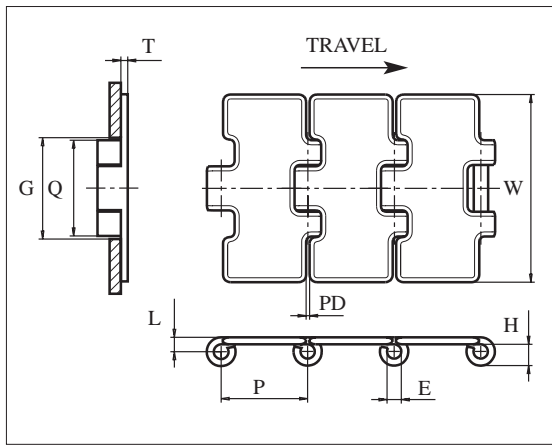
	Temperature range	
	°C	°F
<b>Glass reinforced polyester - GR</b>	-40 to +125°C*	-40 to +257°F*
<b>Glass reinforced polypropylene - AR</b>	+1 to +80°C	+33 to +176°F
<b>Antistatic material - AS</b>	-40 to + 90°C	-40 to +194°F
<b>Polycarbonate - PC</b>	-20 to +130°C	-4 to +266°F
<b>Flame Retardant Polyamide - FR</b>	+1 to +104°C	+33 to +219°F
<b>Polyvinylidenfluoride - PVDF</b>	-40 to +100°C	-40 to +212°F
<b>Polyamide - PA6</b>	-40 to +120°C	-40 to +248°F
<b>Polyamide - PA6.6</b>	-40 to +140°C	-40 to +284°F

\* Max temperature in water +60°C (+140°F).

Please, note that the temperature may have an effect on the mechanical properties of the chains.



The main application is for conveying glass bottles. uni 812 e.g. is suitable for soft drinks breweries, bottling plants and uni 815 for the wine industry. Chain lubrication is recommended. The chains can be supplied with a ground surface for widths up to 114.3 mm (4.50 in.): Type SSX. These chains are mainly used for inline feeders and pressureless combiners. The K325 chain in all materials with the width 82.6 mm (3.25 in.) is available with a larger plate distance (PD). This chain has a smaller backflex radius. Designation for this version is SSR815 and SSR812 respectively.



	mm	in.
<b>E</b>	6.4	0.25
<b>G</b>	44.5	1.75
<b>H</b>	9.5	0.37
<b>L</b>	6.4	0.25
<b>P</b>	38.1	1.50
<b>Q</b>	42.1	1.66
<b>T</b>	3.1	0.12
<b>PD*</b>	1.8	0.07

\* For uni SSR-K325 PD is 2.8 mm (0.11 in.)


Items with **bolded** uni reference numbers are standard.  
Items with uni reference numbers in *italic* are available on a made-to-order basis.

## uni 810/812/815 Slat Top Chains • Steel

	Straight running
	38.1 mm (1.50 in.)
	See page 13
	<b>SS304</b> See page 13
	150 mm (5.9 in.) SSR812/SSR815: 75 mm (3 in.)
	See page 111
	See page 122
	See page 125
	See page 108
	3.048 m = 10 ft No. of links/box: 80
	<b>S1045</b> 4000 N (899 lbf) <b>SS430</b> 2250 N (506 lbf) <b>SS304</b> 2250 N (506 lbf)











	uni reference no.			width W		weight	
	<b>SS304</b>	<b>SS430</b>	<b>S1045</b>	mm	in.	kg/m	lb/ft
uni 810/812/815-K225	<i>12SS815K225</i>	<b>12SS812K225</b>	<b>12S810K225</b>	57.2	2.25	2.2	1.48
uni 810/812/815-K250	<i>12SS815K250</i>	<b>12SS812K250</b>	<i>12S810K250</i>	63.5	2.50	2.3	1.55
uni 810/812/815-K263	<i>12SS815K263</i>	<i>12SS812K263</i>	<i>12S810K263</i>	66.7	2.63	2.4	1.61
uni 810/812/815-K275	<i>12SS815K275</i>	<i>12SS812K275</i>	<i>12S810K275</i>	69.9	2.75	2.4	1.61
uni 810/812/815-K300	<i>12SS815K300</i>	<i>12SS812K300</i>	<i>12S810K300</i>	76.2	3.00	2.6	1.75
uni 810/812/815-K325	<b>12SS815K325</b>	<b>12SS812K325</b>	<b>12S810K325</b>	82.6	3.25	2.6	1.75
uni 810/812/815-K350	<i>12SS810K350</i>	<i>12SS812K350</i>	<i>12S810K350</i>	88.9	3.50	2.7	1.81
uni 810/812/815-K400	<b>12SS815K400</b>	<b>12SS812K400</b>	<i>12S810K400*</i>	101.6	4.00	3.2	2.15
uni 810/812/815-K450	<b>12SS815K450</b>	<b>12SS812K450</b>	<b>12S810K450</b>	114.3	4.50	3.5	2.35
uni 810/812/815-K600	<b>12SS815K600</b>	<b>12SS812K600</b>	<b>12S810K600</b>	152.4	6.00	4.4	2.96
uni 810/812/815-K750	<b>12SS815K750</b>	<b>12SS812K750</b>	<b>12S810K750</b>	190.5	7.00	5.3	3.56
uni R812/R815-K325	<i>12SSR815K325</i>	<i>12SSR812K325</i>		82.6	3.25	2.6	1.75

\* Standard in US.

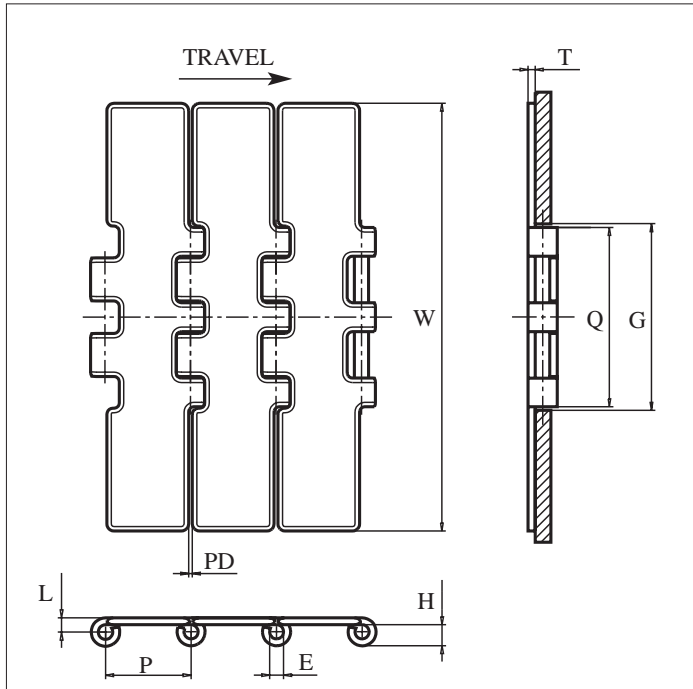


The main application is for conveying glass bottles.  
 uni 802 e.g. is suitable for soft drinks, bottling plants, breweries and uni 805 for the wine industry.  
 Chain lubrication is recommended.  
 The chain has a relatively high tensile strength which can be utilized for long conveyors or for large and heavy items.

## uni 800/802/805 Slat Top Chains • Steel

-  Straight running
-  38.1 mm (1.50 in.)
-  See page 13
-  **SS304** See page 13
-  150 mm (5.9 in.)
-  See page 111
-  See page 122
-  See page 108
-  3.048 m = 10 ft  
No. of links/box: 80
- 

<b>S1045</b>	6000 N (1349 lbf)
SS430	3500 N (787 lbf)
SS304	3500 N (787 lbf)



	mm	in.		mm	in.
<b>E</b>	6.4	0.25	<b>P</b>	38.1	1.50
<b>G</b>	82.5	3.25	<b>Q</b>	79.4	3.13
<b>H</b>	9.5	0.37	<b>T</b>	3.1	0.12
<b>L</b>	6.4	0.25	<b>PD</b>	1.8	0.07

Items with **bolded** uni reference numbers are standard.  
 Items with uni reference numbers in *italic* are available on a made-to-order basis.

	uni reference no.			width W		weight	
	SS304	SS430	S1045	mm	in.	kg/m	lb/ft
<b>uni 800/802/805-K750</b>	<i>10SS805K750*</i>	<b>10SS802K750</b>	<i>10S800K750*</i>	190.5	7.50	5.8	3.90

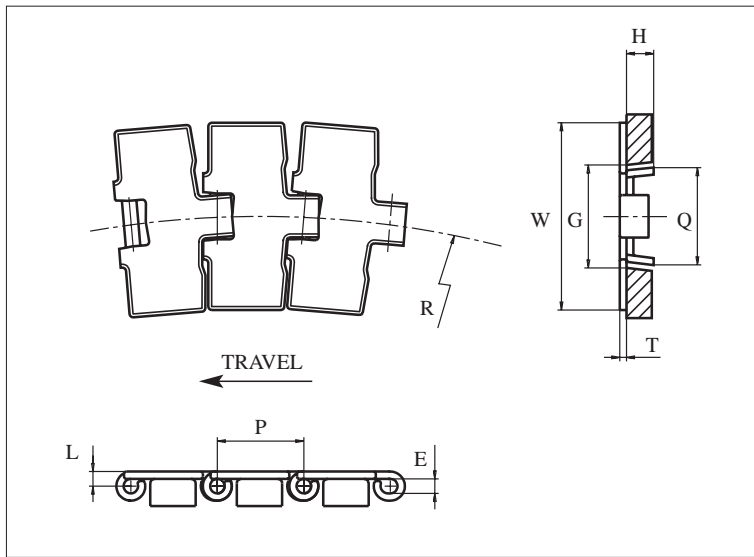
\* Standard in US.



uni SS881 (430) is suitable for soft drinks, bottling plants, breweries and uni SS2881 (304) for the wine industry.

Chain lubrication is recommended. The chains can be supplied with a ground surface for widths up to 114.3 mm (4.50 in.): Type SSX. The chain is supplied with bevels to retain the chain in the curved conveyor sections.

Please note, the R-type has a minimum turn radius of 200 mm (7.87 in.). This space-saving chain is often used with small diameter turn discs with ball bearings.



	mm	in.		mm	in.
<b>E</b>	6.4	0.25	<b>L</b>	6.4	0.25
<b>G (curve)</b>	41.3	1.63	<b>P</b>	38.1	1.50
<b>G (straight)</b>	46.6	1.83	<b>Q</b>	43.0	1.69
<b>H</b>	11.9	0.47	<b>T</b>	3.1	0.12

Items with **bolded** uni reference numbers are standard.  
 Items with uni reference numbers in *italic* are available on a made-to-order basis.

	uni reference no.			width W		weight		min. radius R	
	SS304	SS430	S1045	mm	in.	kg/m	lb/ft	mm	in.
uni 881-K325R	<i>13SS2881K325R</i>	<i>13SS881K325R</i>	<i>13S881K325R</i>	82.6	3.25	3.0	2.02	200	7.87
uni 881-K325	<b>13SS2881K325</b>	<b>13SS881K325</b>	<i>13S881K325</i>	82.6	3.25	3.0	2.02	457	17.99
uni 881-K450	<b>13SS2881K450</b>	<b>13SS881K450</b>	<i>13S881K450</i>	114.3	4.50	3.7	2.49	610	24.02
uni 881-K750	<b>13SS2881K750</b>	<i>13SS881K750</i>	<i>13S881K750</i>	190.5	7.50	5.5	3.70	610	24.02

## uni 881 Slat Top Chains • Steel

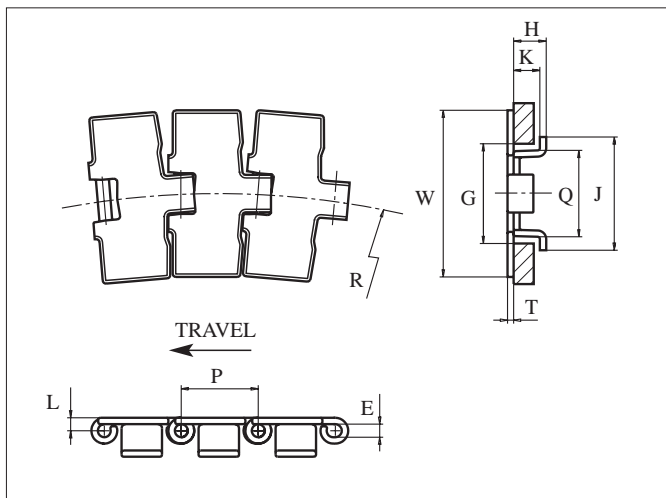
- Side flexing
- 38.1 mm (1.50 in.)
- See page 13
- SS304** See page 13
- 75 mm (3 in.)
- See page 112
- See page 123
- See page 125
- See curve catalogue
- See curve catalogue
- See page 108
- 3.048 m = 10 ft  
No. of links/box: 80
- SS430** 2250 N (506 lbf)  
**SS304** 2250 N (506 lbf)  
**S1045** 4000 N (899 lbf)



uni SS881 TAB (430) is suitable for soft drinks breweries, bottling plants and uni SS2881 TAB (304) for the wine industry. Chain lubrication is recommended.

uni S881 TAB (S1045) is used in automotive and material handling industries.

The chains can be supplied with ground surface for widths up to 114.3 mm (4.50 in.): Type SSX. The chain is supplied with welded tabs to retain the chain in the curved conveyor sections. Please note, the R-type has a minimum turn radius of 200 mm (7.87 in.). This space-saving chain is often used with small diameter turn discs with ball bearings.



	mm	in.		mm	in.
<b>E</b>	6.4	0.25	<b>L</b>	6.4	0.25
<b>G</b>	44.5	1.75	<b>P</b>	38.1	1.50
<b>H</b>	16.3	0.64	<b>Q</b>	43.0	1.69
<b>J</b>	56.2	2.21	<b>T</b>	3.1	0.12
<b>K</b>	12.7	0.50	-	-	-

Items with **bolded** uni reference numbers are standard.  
 Items with uni reference numbers in *italic* are available on a made-to-order basis.

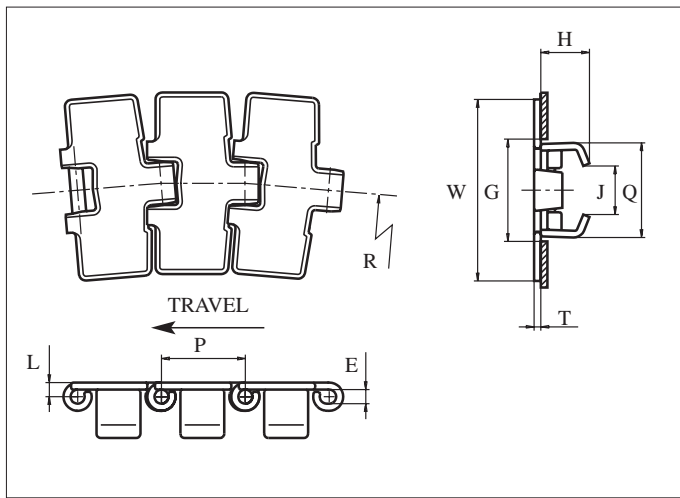
	uni reference no.			width W		weight		min. radius R	
	SS304	SS430	<b>S1045</b>	mm	in.	kg/m	lb/ft	mm	in.
uni 881 TAB-K325R	<i>13SS2881TK325R</i>	<b>13SS881TK325R</b>	<i>13S881TK325R</i>	82.6	3.25	3.2	2.15	200	7.87
uni 881 TAB-K325	<b>13SS2881TK325</b>	<b>13SS881TK325</b>	<b>13S881TK325</b>	82.6	3.25	3.2	2.15	457	17.99
uni 881 TAB-K450	<b>13SS2881TK450</b>	<b>13SS881TK450</b>	<b>13S881TK450</b>	114.3	4.50	3.9	2.62	610	24.02
uni 881 TAB-K750	<b>13SS2881TK750</b>	<b>13SS881TK750</b>	<b>13S881TK750</b>	190.5	7.50	5.7	3.83	610	24.02

## uni 881 TAB Slat Top Chains • Steel

- Side flexing
- 38.1 mm (1.50 in.)
- See page 13
- SS304** See page 13
- 75 mm (3 in.)
- See page 112
- See page 123
- See curve catalogue
- See curve catalogue
- See curve catalogue
- See page 108
- 3.048 m = 10 ft  
No. of links/box: 80
- SS430** 2250 N (506 lbf)  
**SS304** 2250 N (506 lbf)  
**S1045** 4000 N (899 lbf)



The main application is for conveying glass bottles. uni 881 Super Flex chain has special designed angled inverted tabs on the underside. The SFL shoe ensures that the chain is always held totally flat against the wearstrips in curves. Its design also reduces vibrations. Therefore the problems normally associated with conveying unstable bottles and containers are minimized. Super Flex chains can be removed from the carry wearstrips (straights and curves) without the use of tools. Please note the R-type has a minimum turn radius of 200 mm (7.87 in.). This space-saving chain is often used with small diameter turn discs with ball bearings.



	mm	in.		mm	in.
<b>E</b>	6.4	0.25	<b>L</b>	6.4	0.25
<b>G</b>	46.5	1.83	<b>P</b>	38.1	1.50
<b>H</b>	22.0	0.87	<b>Q</b>	42.7	1.68
<b>J</b>	24.5	0.96	<b>T</b>	3.1	0.12

Items with **bolded** uni reference numbers are standard. Items with uni reference numbers in *italic* are available on a made-to-order basis.

	uni reference no.			width W		weight		min. radius R	
	SS304	SS430	S1045	mm	in.	kg/m	lb/ft	mm	in.
uni 881 SFL-K325R	<i>13SS2SFLK325R</i>	<i>13SSSFLK325R</i>	<i>13SSFLK325R</i>	82.6	3.25	3.0	2.02	200	7.87
uni 881 SFL-K325	<i>13SS2SFLK325</i>	<i>13SSSFLK325</i>	<i>13SSFLK325</i>	82.6	3.25	3.0	2.02	457	17.99
uni 881 SFL-K450	<i>13SS2SFLK450</i>	<i>13SSSFLK450</i>	<i>13SSFLK450</i>	114.3	4.50	3.7	2.49	610	24.02
uni 881 SFL-K750	<i>13SS2SFLK750</i>	<i>13SSSFLK750</i>	<i>13SSFLK750</i>	190.5	7.50	5.5	3.70	610	24.02

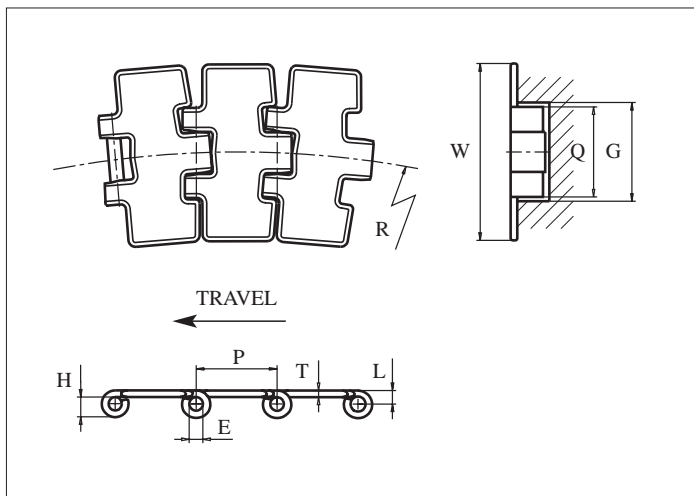
## uni 881 Super Flex Slat Top Chains • Steel

- Side flexing
- 38.1 mm (1.50 in.)
- See page 13
- SS304** See page 13
- 75 mm (3 in.)
- See page 112
- See page 125
- See curve catalogue
- See curve catalogue
- See curve catalogue
- 3.048 m = 10 ft  
No. of links/box: 80
- SS430** 2250 N (506 lbf)  
**SS304** 2250 N (506 lbf)  
**S1045** 4000 N (899 lbf)



The main application is for conveying glass bottles.

The chain is retained in the curved conveyor sections by magnets built into the curves. The advantage of this is that the chain can easily be taken off these sections for cleaning, replacement of wearstrips etc.













	mm	in.		mm	in.
<b>E</b>	6.4	0.25	<b>P</b>	38.1	1.50
<b>G</b>	44.0	1.73	<b>Q</b>	42.0	1.65
<b>H</b>	9.6	0.38	<b>T</b>	3.1	0.12
<b>L</b>	6.4	0.25	-	-	-

Items with **bolded** uni reference numbers are standard.  
 Items with uni reference numbers in *italic* are available on a made-to-order basis.

	uni reference no.		width W		weight		min. radius R	
	<b>SS430</b>	<b>S1045</b>	mm	in.	kg/m	lb/ft	mm	in.
uni Magnet type-K325	<b>13SSMAGNETK325</b>	<i>13SMAGNETK325</i>	82.6	3.25	2.4	1.61	440	17.32
uni Magnet type-K450	<b>13SSMAGNETK450</b>	<i>13SMAGNETK450</i>	114.3	4.50	3.1	2.08	457	17.99
uni Magnet type-K750	<b>13SSMAGNETK750</b>	<i>13SMAGNETK750</i>	190.5	7.50	4.5	3.02	457	17.99

## uni Magnet type Slat Top Chains • Steel

-  Side flexing
-  38.1 mm (1.50 in.)
-  See page 13
-  **SS304** See page 13
-  75 mm (3 in.)
-  See page 111
-  See page 122
-  See page 125
-  3.048 m = 10 ft  
No. of links/box: 80
-  **SS430** 2250 N (506 lbf)  
**S1045** 4000 N (899 lbf)

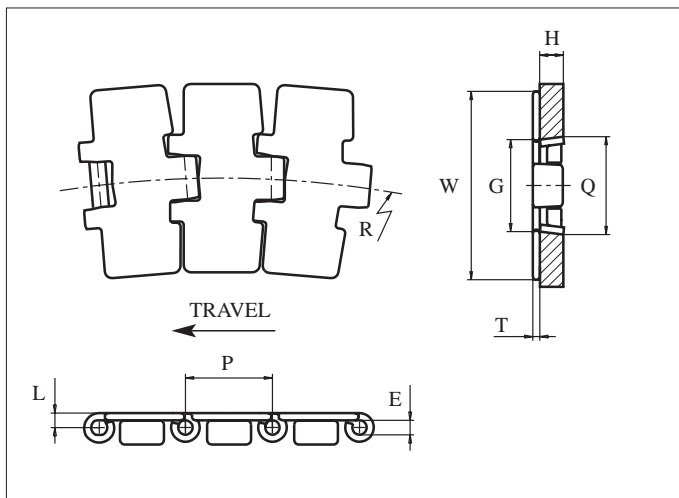


The main application is for conveying glass bottles in curves. uni SS8811 (430) e.g. is suitable for soft drinks breweries, bottling plants and uni SS28811 (304) for the wine industry. Chain lubrication must be applied.

The hinge-eye design on uni 8811 gives a more closed surface on the chain compared to uni 881 chain, leading to steadier conveying of the products.

The chains can be supplied with ground surface for widths up to 114.3 mm (4.50 in.): Type SSX.

The chain is supplied with bevels to retain the chain in the curved conveyor sections.



	mm	in.		mm	in.
<b>E</b>	6.4	0.25	<b>L</b>	6.4	0.25
<b>G (curve)</b>	41.3	1.63	<b>P</b>	38.1	1.50
<b>G (straight)</b>	46.6	1.83	<b>Q</b>	43.0	1.69
<b>H</b>	11.9	0.47	<b>T</b>	3.1	0.12

## uni 8811 Slat Top Chains • Steel



Side flexing



38.1 mm (1.50 in.)



See page 13



**SS304** See page 13



75 mm (3 in.)



See page 112



See page 123



See page 125



See curve catalogue



See curve catalogue



See page 108



3.048 m = 10 ft  
No. of links/box: 80



<b>SS430</b>	2250 N (506 lbf)
<b>SS304</b>	2250 N (506 lbf)
<b>S1045</b>	4000 N (899 lbf)

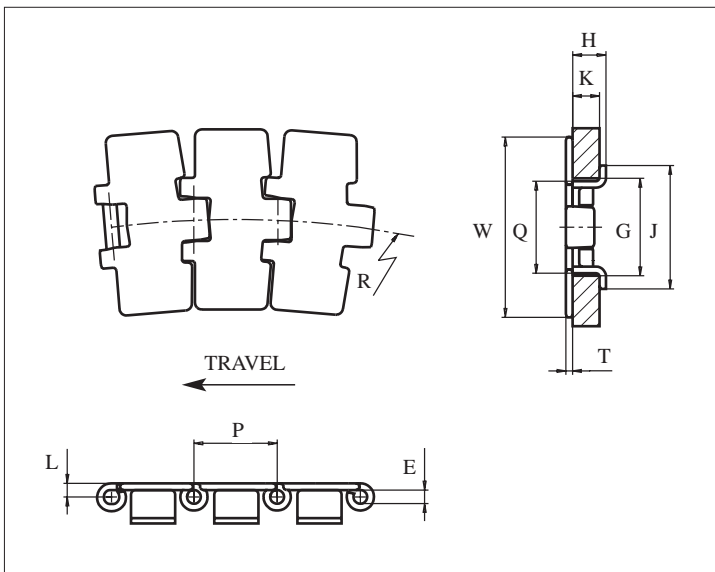
Items with **bolded** uni reference numbers are standard.  
Items with uni reference numbers in *italic* are available on a made-to-order basis.

	uni reference no.			width W		weight		min. radius R	
	<b>SS304</b>	<b>SS430</b>	<b>S1045</b>	mm	in.	kg/m	lb/ft	mm	in.
<b>uni 8811-K325</b>	<i>13SS28811K325</i>	<b>13SS8811K325</b>	<i>13S8811K325</i>	82.6	3.25	2.8	1.88	457	17.99
<b>uni 8811-K450</b>	<i>13SS28811K450</i>	<b>13SS8811K450</b>	<i>13S8811K450</i>	114.3	4.50	3.4	2.28	610	24.02
<b>uni 8811-K750</b>	<i>13SS28811K750</i>	<b>13SS8811K750</b>	<i>13S8811K750</i>	190.5	7.50	5.1	3.43	610	24.02



The main application is for conveying glass bottles in curves. uni SS8811 TAB (430) e.g. is suitable for soft drinks breweries, bottling plants and uni SS28811 TAB (304) for the wine industry. Chain lubrication must be applied. The hinge-eye design on uni 8811 TAB gives a more closed surface on the chain compared to uni 881, leading to steadier conveying of the products. The chain is supplied with welded tabs to retain the chain in the curved conveyor sections.

The chains can be supplied with ground surface for widths up to 114.3 mm (4.50 in.): Type SSX.



	mm	in.		mm	in.
<b>E</b>	6.4	0.25	<b>L</b>	6.4	0.25
<b>G</b>	44.5	1.75	<b>P</b>	38.1	1.50
<b>H</b>	16.3	0.64	<b>Q</b>	43.0	1.69
<b>J</b>	56.2	2.21	<b>T</b>	3.1	0.12
<b>K</b>	12.7	0.50	-	-	-

Items with **bolded** uni reference numbers are standard.  
Items with uni reference numbers in *italic* are available on a made-to-order basis.

	uni reference no.			width W		weight		min. radius R	
	SS304	SS430	S1045	mm	in.	kg/m	lb/ft	mm	in.
<b>uni 8811 TAB-K325</b>	<i>13SS28811TK325</i>	<b>13SS8811TK325</b>	<i>13S8811TK325</i>	82.6	3.25	2.9	1.95	457	17.99
<b>uni 8811 TAB-K450</b>	<i>13SS28811TK450</i>	<b>13SS8811TK450</b>	<i>13S8811TK450</i>	114.3	4.50	3.6	2.42	610	24.02
<b>uni 8811 TAB-K750</b>	<i>13SS28811TK750</i>	<b>13SS8811TK750</b>	<i>13S8811TK750</i>	190.5	7.50	5.2	3.49	610	24.02












## uni 8811 TAB Slat Top Chains • Steel

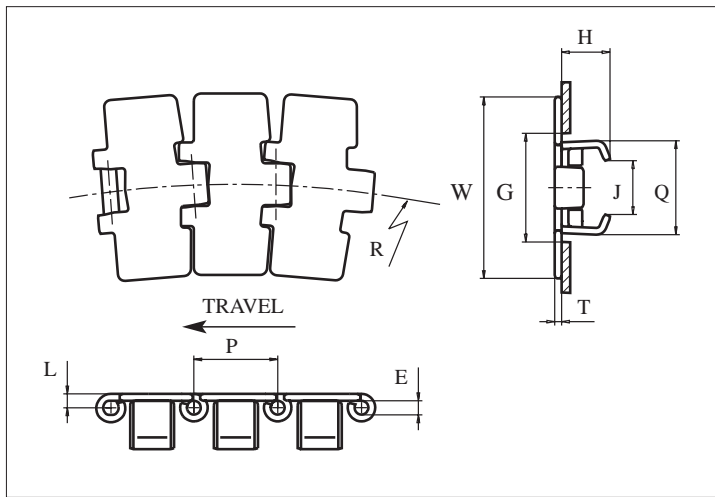
- Side flexing
- 38.1 mm (1.50 in.)
- See page 13
- SS304** See page 13
- 75 mm (3 in.)
- See page 112
- See page 123
- See page 125
- See curve catalogue
- See curve catalogue
- See page 108
- 3.048 m = 10 ft  
No. of links/box: 80
- SS430** 2250 N (506 lbf)  
**SS304** 2250 N (506 lbf)  
**S1045** 4000 N (899 lbf)



The main application is for conveying glass bottles in curves. The hinge-eye design on uni 8811 Super Flex gives a more closed surface on the chain compared to the uni 881 Super Flex, leading to steadier conveying of the products. The Super Flex design of the tab on the chain ensures a horizontal level and also an elimination of vibrations, and therefore the problems normally associated with conveying of fragile products are minimized. uni 8811 Super Flex is well suited for installations where dirt in the tracks is a problem. Cleaning is easy. The chain is easy to install and remove - without the use of tools.

## uni 8811 Super Flex Slat Top Chains • Steel

-  Side flexing
-  38.1 mm (1.50 in.)
-  See page 13
-  **SS304** See page 13
-  75 mm (3 in.)
-  See page 112
-  See page 125
-  See curve catalogue
-  See curve catalogue
-  3.048 m = 10 ft  
No. of links/box: 80
-  **SS430** 2250 N (506 lbf)  
**SS304** 2250 N (506 lbf)  
**S1045** 4000 N (899 lbf)



	mm	in.		mm	in.
<b>E</b>	6.4	0.25	<b>L</b>	6.4	0.25
<b>G</b>	46.5	1.83	<b>P</b>	38.1	1.50
<b>H</b>	22.0	0.87	<b>Q</b>	42.7	1.68
<b>J</b>	24.5	0.97	<b>T</b>	3.1	0.12

Items with **bolded** uni reference numbers are standard.  
Items with uni reference numbers in *italic* are available on a made-to-order basis.

	uni reference no.			width W		weight		min. radius R	
	<b>SS304</b>	<b>SS430</b>	<b>S1045</b>	mm	in.	kg/m	lb/ft	mm	in.
<b>uni 8811 SFL-K325</b>	<i>13SS28811SFLK325</i>	<i>13SS8811SFLK325</i>	<i>13S8811SFLK325</i>	82.6	3.25	3.1	2.08	457	17.99
<b>uni 8811 SFL-K450</b>	<i>13SS28811SFLK450</i>	<i>13SS8811SFLK450</i>	<i>13S8811SFLK450</i>	114.3	4.50	3.8	2.55	610	24.02
<b>uni 881 SFL-K750</b>	<i>13SS28811SFLK750</i>	<i>13SS8811SFLK750</i>	<i>13S8811SFLK750</i>	190.5	7.50	5.6	3.76	610	24.02

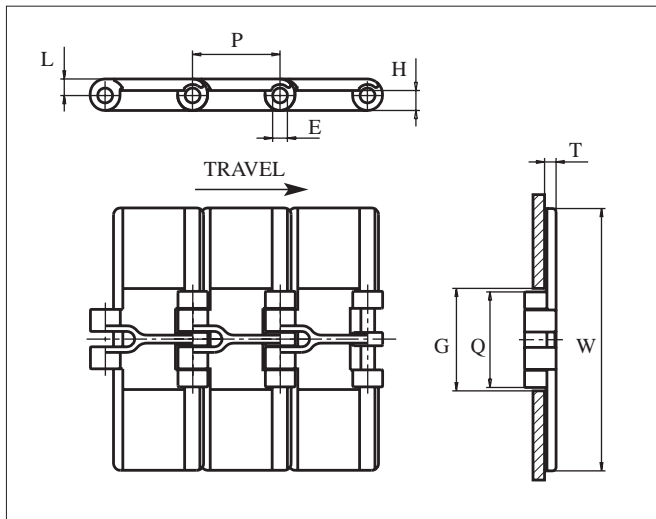


The main application is for conveying various food products and containers.

The uni 820 a plastic version of the related uni 812 steel chain. The plastic chains however have a reinforcing middle rib underneath.

The link thickness is 4.0 mm (0.16 in.) for the uni 820-series.

The links overlap, so there is no space between the links.



	mm	in.		mm	in.
<b>E</b>	6.4	0.25	<b>P</b>	38.1	1.50
<b>G</b>	44.5	1.75	<b>Q</b>	41.5	1.63
<b>H</b>	9.5	0.37	<b>T</b>	4.0	0.16
<b>L</b>	7.1	0.28	-	-	-

All dimensions are for POM-chains.

Items with **bolded** uni reference numbers are standard.  
Items with uni reference numbers in *italic* are available on a made-to-order basis.

	uni reference no.				width W		weight	
	<b>POM-D</b>	<b>POM-D</b>	<b>POM-LF</b>	<b>POM-SLF</b>	mm	in.	kg/m	lb/ft
uni 820-K250	<b>30D820K250W</b>	<b>30D820K250G</b>	<b>30LF820K250</b>	<b>30SLF820K250</b>	63.5	2.50	0.7	0.50
uni 820-K325	<b>30D820K325W</b>	<b>30D820K325G</b>	<b>30LF820K325</b>	<b>30SLF820K325</b>	82.6	3.25	0.9	0.57
uni 820-K350	<b>30D820K350W</b>	<b>30D820K350G</b>	<b>30LF820K350</b>	<b>30SLF820K350</b>	88.9	3.50	0.9	0.60
uni 820-K400	<b>30D820K400W</b>	<b>30D820K400G</b>	<b>30LF820K400</b>	<b>30SLF820K400</b>	101.6	4.00	1.0	0.64
uni 820-K450	<b>30D820K450W</b>	<b>30D820K450G</b>	<b>30LF820K450</b>	<b>30SLF820K450</b>	114.3	4.50	1.0	0.69
uni 820-K600	<b>30D820K600W</b>	<b>30D820K600G</b>	<b>30LF820K600</b>	<b>30SLF820K600</b>	152.4	6.00	1.3	0.84
uni 820-K750	<b>30D820K750W</b>	<b>30D820K750G</b>	<b>30LF820K750</b>	<b>30SLF820K750</b>	190.5	7.50	1.5	0.99

## uni 820 Slat Top Chains • Plastic

- Straight running
- 38.1 mm (1.50 in.)
- See page 14
- SS304** See page 13
- 75 mm (3 in.)
- See page 113
- See page 122
- See page 125
- See page 102
- 3.048 m = 10 ft  
No. of links/box: 80
- 2000 N (450 lbf)

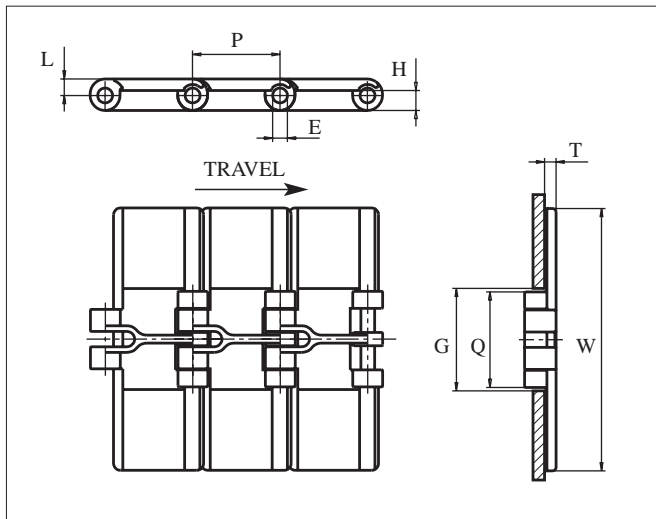


The main application is for conveying various food products and containers.

The uni 831 a plastic version of the related uni 815 steel chain. The plastic chains however have a reinforcing middle rib underneath.

The link thickness is 5.0 mm (0.20 in.) for the uni 831-series.

The links overlap, so there is no space between the links.



	mm	in.		mm	in.
<b>E</b>	6.4	0.25	<b>P</b>	38.1	1.50
<b>G</b>	44.5	1.75	<b>Q</b>	41.5	1.63
<b>H</b>	8.5	0.33	<b>T</b>	5.0	0.20
<b>L</b>	7.1	0.28	-	-	-

All dimensions are for POM-chains.












Items with **bolded** uni reference numbers are standard.

Items with uni reference numbers in *italic* are available on a made-to-order basis.

	uni reference no.				width W		weight	
	POM-D	POM-D	POM-LF	POM-SLF	mm	in.	kg/m	lb/ft
<b>uni 831-K250</b>	<i>30D831K250W</i>	<i>30D831K250G*</i>	<b>30LF831K250</b>	<i>30SLF831K250*</i>	63.5	2.50	0.9	0.61
<b>uni 831-K325</b>	<i>30D831K325W</i>	<i>30D831K325G*</i>	<b>30LF831K325</b>	<i>30SLF831K325*</i>	82.6	3.25	1.0	0.67
<b>uni 831-K350</b>	<i>30D831K350W</i>	<i>30D831K350G*</i>	<b>30LF831K350</b>	<i>30SLF831K350*</i>	88.9	3.50	1.1	0.74
<b>uni 831-K400</b>	<i>30D831K400W</i>	<i>30D831K400G*</i>	<b>30LF831K400</b>	<i>30SLF831K400*</i>	101.6	4.00	1.2	0.81
<b>uni 831-K450</b>	<i>30D831K450W</i>	<i>30D831K450G*</i>	<b>30LF831K450</b>	<i>30SLF831K450*</i>	114.3	4.50	1.3	0.87
<b>uni 831-K600</b>	<i>30D831K600W</i>	<i>30D831K600G*</i>	<b>30LF831K600</b>	<i>30SLF831K600*</i>	152.4	6.00	1.6	1.05
<b>uni 831-K750</b>	<i>30D831K750W</i>	<i>30D831K750G*</i>	<b>30LF831K750</b>	<i>30SLF831K750*</i>	190.5	7.50	1.8	1.21

\* Standard in US.

## uni 831 Slat Top Chains • Plastic

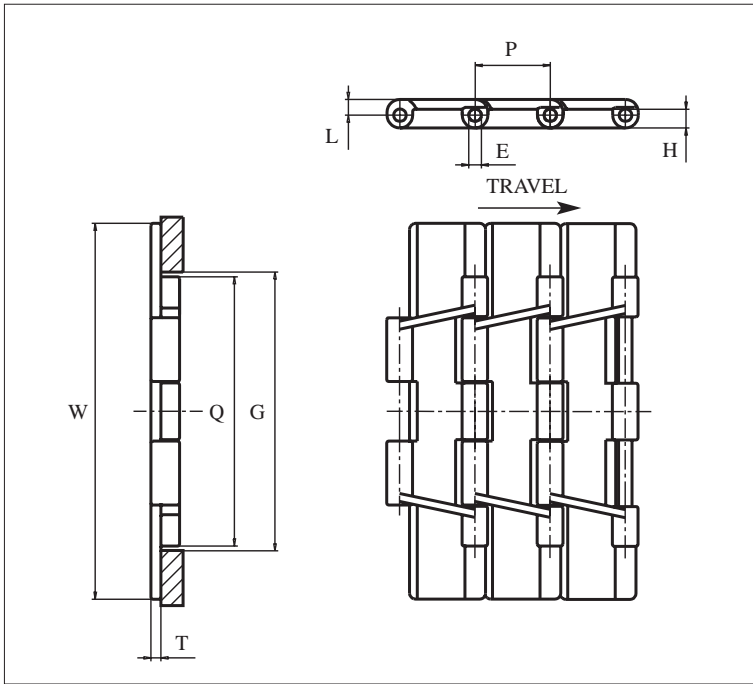
-  Straight running
-  38.1 mm (1.50 in.)
-  See page 14
-  **SS304** See page 13
-  75 mm (3 in.)
-  See page 113
-  See page 122
-  See page 125
-  See page 102
-  3.048 m = 10 ft  
No. of links/box: 80
-  2000 N (450 lbf)



The main application is for conveying various packaged food products and containers.

The uni 821 chain is considerably stronger than the uni 820/831 chains and it is available in widths up to 304.8 mm (12.00 in.).

The link thickness is 5.0 mm (0.20 in.) the same as uni 831 and uni 882 series, so they can be used together with no height difference. The links overlap, so there is no space between the links.



	mm	in.		mm	in.
<b>E</b>	6.4	0.25	<b>P</b>	38.1	1.50
<b>G</b>	140.0	5.51	<b>Q</b>	136.5	5.37
<b>H</b>	9.5	0.37	<b>T</b>	5.0	0.20
<b>L</b>	8.0	0.31	-	-	-

All dimensions are for POM-chains.

Items with **bolded** uni reference numbers are standard.  
 Items with uni reference numbers in *italic* are available on a made-to-order basis.

	uni reference no.				width W		weight	
	POM-D	POM-D	POM-LF	POM-SLF	mm	in.	kg/m	lb/ft
<b>uni 821-K750</b>	<i>32D821K0750W</i>	<b>32D821K0750G</b>	<b>32LF821K0750</b>	<i>32SLF821K0750*</i>	190.5	7.50	2.6	1.74
<b>uni 821-K1000</b>	<i>32D821K1000W</i>	<b>32D821K1000G</b>	<b>32LF821K1000</b>	<i>32SLF821K1000*</i>	254.0	10.00	3.1	2.08
<b>uni 821-K1200</b>	<i>32D821K1200W</i>	<b>32D821K1200G</b>	<b>32LF821K1200</b>	<i>32SLF821K1200*</i>	304.8	12.00	3.4	2.29

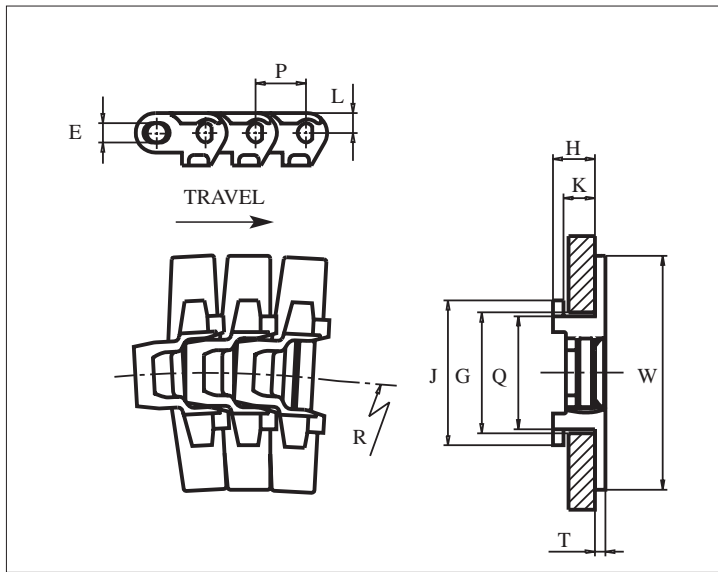
\* Standard in US.

## uni 821 Slat Top Chains • Plastic

- Straight running
- 38.1 mm (1.50 in.)
- See page 14
- SS304** See page 13
- 75 mm (3 in.)
- See page 111
- See page 122
- See page 102
- 3.048 m = 10 ft  
No. of links/box: 80
- 3000 N (674 lbf)



The pitch of uni 440 TAB is half of the pitch of a uni 880.  
 The smaller pitch 19.1 mm (0.75 in.) enables tight transfers and allows the use of a shorter dead plate.  
 The reduced gap size between links enables more stable conveying small products.  
 The uni 440 TAB is suitable for short conveyors and high speed applications.  
 uni 440 TAB will fit in uni 880 curves and straights.














	mm	in.		mm	in.
<b>E</b>	7.4	0.29	<b>L</b>	7.5	0.30
<b>G</b>	44.5	1.75	<b>P</b>	19.1	0.75
<b>H</b>	15.9	0.63	<b>Q</b>	42.9	1.69
<b>J</b>	55.0	2.17	<b>T</b>	4.0	0.16
<b>K</b>	11.9	0.47	-	-	-

All dimensions are for POM-chains.

Items with **bolded** uni reference numbers are standard.  
 Items with uni reference numbers in *italic* are available on a made-to-order basis.

	uni reference no.	width W		weight		min. radius R	
	<b>POM-LF</b>	mm	in.	kg/m	lb/ft	mm	in.
uni 440 TAB-K250	<b>72LF440TK250BR</b>	63.5	2.50	1.2	0.81	175	6.89
uni 440 TAB-K325	<b>72LF440TK325BR</b>	82.6	3.25	1.3	0.87	175	6.89
uni 440 TAB-K350	<b>72LF440TK350BR</b>	88.9	3.50	1.3	0.87	175	6.89
uni 440 TAB-K450	<b>72LF440TK450BR</b>	114.3	4.50	1.4	0.94	175	6.89
uni 440 TAB-K750	<b>72LF440TK750BR</b>	190.5	7.50	1.6	1.07	175	6.89

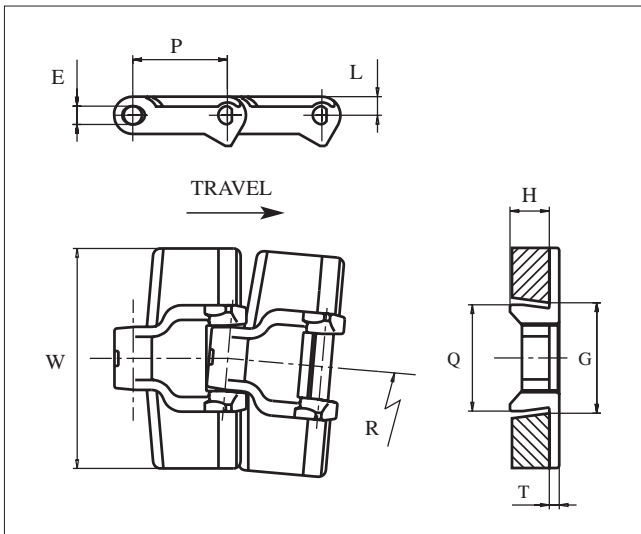
## uni 440 TAB Slat Top Chains • Plastic

-  Side flexing
-  19.1 mm (0.75 in.)
-  See page 14
-  **SS304** See page 13
-  12.5 mm (0.5 in.)
-  See page 113
-  See curve catalogue
-  See curve catalogue
-  See curve catalogue
-  3.048 m = 10 ft  
No. of links/box: 80
-  1100 N (247 lbf)



The uni 879 series has a wide range of applications for conveying various food products and light weight items in curves e.g. plastic bottles, cans, cartons etc.

The uni 879 series is identical to the uni 880 series except for the link thickness which is 5.0 mm (0.20 in.).



	mm	in.		mm	in.
<b>E</b>	7.1	0.28	<b>K</b>	11.9	0.47
<b>G (curve)</b>	41.3	1.63	<b>L</b>	8.5	0.33
<b>G (straight)</b>	46.6	1.83	<b>P</b>	38.1	1.50
<b>H</b>	15.9	0.63	<b>Q</b>	43.1	1.70
<b>J</b>	61.5	2.42	<b>T</b>	5.0	0.20














All dimensions are for POM-chains.

Items with **bolded** uni reference numbers are standard.  
Items with uni reference numbers in *italic* are available on a made-to-order basis.

	uni reference no.				width W		weight		min. radius R	
	POM-D	POM-D	POM-LF	POM-SLF	mm	in.	kg/m	lb/ft	mm	in.
<b>uni 879-K250</b>	<i>34D879K250W</i>	<i>34D879K250G*</i>	<b>34LF879K250</b>	<i>34SLF879K250*</i>	63.5	2.50	1.0	0.67	400	15.75
<b>uni 879-K325</b>	<i>34D879K325W</i>	<i>34D879K325G*</i>	<b>34LF879K325</b>	<i>34SLF879K325*</i>	82.6	3.25	1.0	0.67	400	15.75
<b>uni 879-K450</b>	<i>34D879K450W</i>	<i>34D879K450G*</i>	<b>34LF879K450</b>	<i>34SLF879K450*</i>	114.3	4.50	1.3	0.87	400	15.75

\* Standard in US.

## uni 879 Slat Top Chains • Plastic

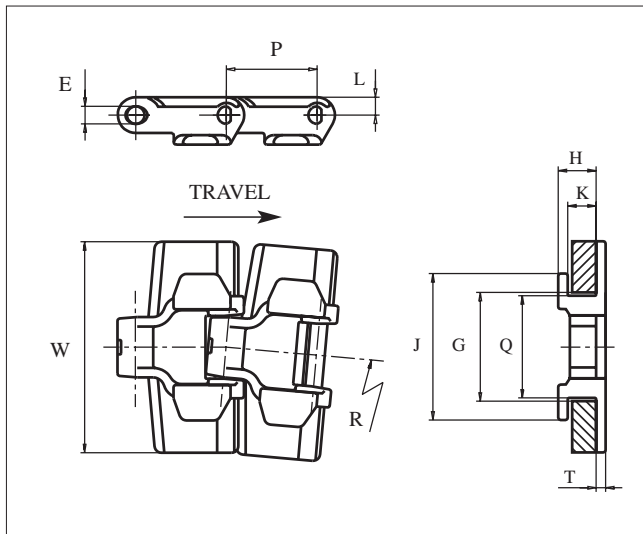
-  Side flexing
-  38.1 mm (1.50 in.)
-  See page 14
-  **SS304** See page 13
-  75 mm (3 in.)
-  See page 114
-  See page 123
-  See page 125
-  See curve catalogue
-  See curve catalogue
-  See page 103
-  3.048 m = 10 ft  
No. of links/box: 80
-  2250 N (506 lbf)



The uni 879 series has a wide range of applications for conveying various food products and lightweight items in curves e.g. plastic bottles, cans, cartons etc.

The uni 879 series is identical to the uni 880 series except for the plate thickness which is 5 mm (0.20 in.).

82.6 mm (3.25 in.) and 114.3 mm (4.50 in.) wide chains can be supplied as R-types with a minimum turn radius of 200 mm (7.87 in.).



	mm	in.		mm	in.
<b>E</b>	7.1	0.28	<b>L</b>	8.5	0.33
<b>G</b>	44.5	1.75	<b>P</b>	38.1	1.50
<b>H</b>	15.9	0.63	<b>Q</b>	43.1	1.70
<b>J</b>	61.5	2.42	<b>T</b>	5.0	0.20
<b>K</b>	11.9	0.47	-	-	-














All dimensions are for POM-chains.

Items with **bolded** uni reference numbers are standard.  
Items with uni reference numbers in *italic* are available on a made-to-order basis.

	uni reference no.				width W		weight		min. radius R	
	POM-D	POM-D	POM-LF	POM-SLF	mm	in.	kg/m	lb/ft	mm	in.
<b>uni 879 TAB-K325R</b>	<i>34D879TK325RW</i>	<i>34D879TK325RG</i>	<b>34LF879TK325R</b>	<i>34SLF879TK325R</i>	82.6	3.25	0.9	0.61	200	7.87
<b>uni 879 TAB-K450R</b>	<i>34D879TK450RW</i>	<i>34D879TK450RG</i>	<b>34LF879TK450R</b>	<i>34SLF879TK450R</i>	114.3	4.50	1.2	0.81	200	7.87
<b>uni 879 TAB-K250</b>	<i>34D879TK250W</i>	<i>34D879TK250G*</i>	<b>34LF879TK250</b>	<i>34SLF879TK250*</i>	63.5	2.50	1.0	0.67	400	15.75
<b>uni 879 TAB-K325</b>	<i>34D879TK325W</i>	<i>34D879TK325G*</i>	<b>34LF879TK325</b>	<i>34SLF879TK325*</i>	82.6	3.25	1.1	0.74	400	15.75
<b>uni 879 TAB-K450</b>	<i>34D879TK450W</i>	<i>34D879TK450G*</i>	<b>34LF879TK450</b>	<i>34SLF879TK450*</i>	114.3	4.50	1.3	0.87	400	15.75

\* Standard in US.

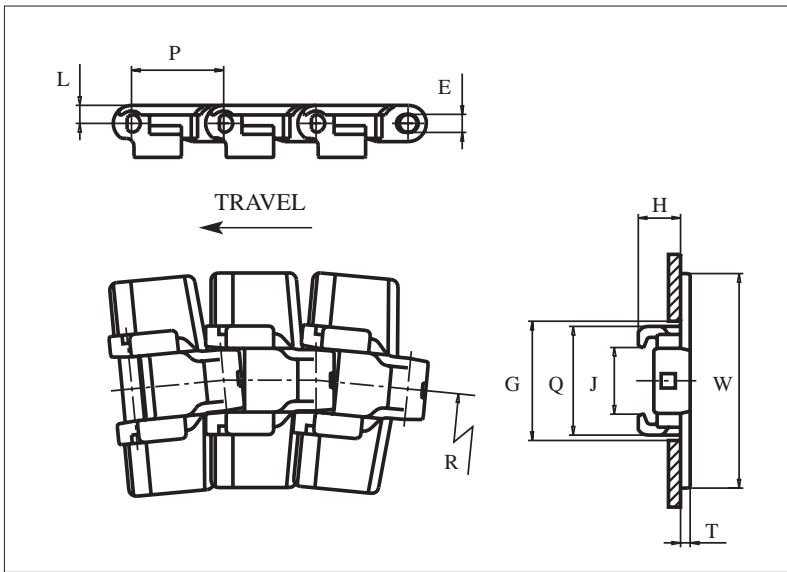
## uni 879 TAB Slat Top Chains • Plastic

-  Side flexing
-  38.1 mm (1.50 in.)
-  See page 14
-  **SS304** See page 13
-  75 mm (3 in.)
-  See page 114
-  See page 123
-  See curve catalogue
-  See curve catalogue
-  See curve catalogue
-  See page 103
-  3.048 m = 10 ft  
No. of links/box: 80
-  2250 N (506 lbf)



This chain is primarily used in bottling plants and breweries for transportation of plastic bottles and cans.

uni 879 Super Flex chain has special designed angled inverted tabs on the underside. The SFL shoe ensures that the chain is always held totally flat against the wearstrips in curves. Its design also reduces vibrations. Therefore the problems normally associated with conveying unstable bottles and containers are minimized. Super Flex chains can be lifted out of the carry wearstrips without the use of any tools.
















	mm	in.		mm	in.
<b>E</b>	7.0	0.28	<b>L</b>	7.5	0.30
<b>G</b>	46.0	1.81	<b>P</b>	38.1	1.50
<b>H</b>	17.5	0.69	<b>Q</b>	42.3	1.67
<b>J</b>	27.5	1.08	<b>P</b>	5.0	0.20

All dimensions are for POM-chains.

Items with **bolded** uni reference numbers are standard.  
Items with uni reference numbers in *italic* are available on a made-to-order basis.

	uni reference no.				width W		weight		min. radius R	
	POM-D	POM-D	POM-LF	POM-SLF	mm	in.	kg/m	lb/ft	mm	in.
<b>uni 879 SFL-K450</b>	<i>34DSFL879K450W</i>	<i>34DSFL879K450G</i>	<i>34LFSFL879K450</i>	<i>34SLFSFL879K450</i>	114.3	4.50	1.1	0.74	610	24.02

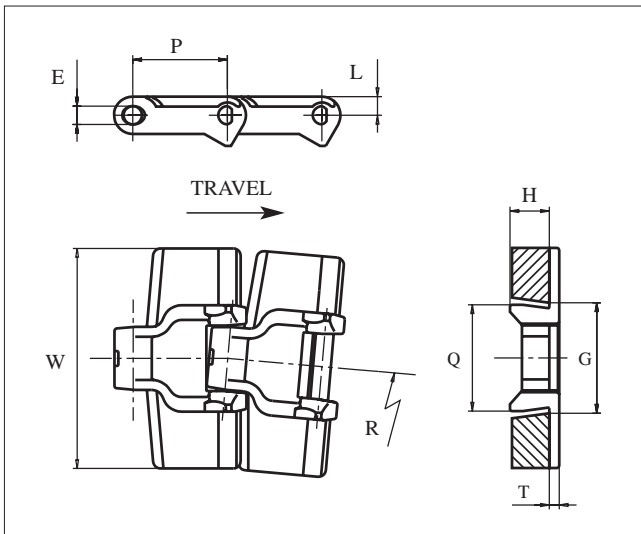
## uni 879 Super Flex Slat Top Chains • Plastic

-  Side flexing
-  38.1 mm (1.50 in.)
-  See page 14
-  **SS304** See page 13
-  75 mm (3 in.)
-  See page 114
-  See page 123
-  See page 125
-  See curve catalogue
-  See curve catalogue
-  See page 103
-  3.048 m = 10 ft  
No. of links/box: 80
-  2250 N (506 lbf)



The uni 880 series has a wide range of applications for conveying lightweight items in curves e.g. plastic bottles, cans, cartons etc.

Please note, the R-type has a minimum turn radius of 200 mm (7.87 in.).



	mm	in.		mm	in.
<b>E</b>	7.1	0.28	<b>K</b>	11.9	0.47
<b>G (curve)</b>	41.3	1.63	<b>L</b>	7.5	0.30
<b>G (straight)</b>	46.6	1.83	<b>P</b>	38.1	1.50
<b>H</b>	15.9	0.63	<b>Q</b>	43.1	1.70
<b>J</b>	61.5	2.42	<b>T</b>	4.0	0.16

All dimensions are for POM-chains.

Items with **bolded** uni reference numbers are standard.

Items with uni reference numbers in *italic* are available on a made-to-order basis.

	uni reference no.				width W		weight		min. radius R	
	POM-D	POM-D	POM-LF	POM-SLF	mm	in.	kg/m	lb/ft	mm	in.
<b>uni 880-K250</b>	<i>34D880K250W</i>	<b>34D880K250G</b>	<b>34LF880K250</b>	<i>34SLF880K250*</i>	63.5	2.50	0.8	0.54	400	15.75
<b>uni 880-K325</b>	<i>34D880K325W</i>	<b>34D880K325G</b>	<b>34LF880K325</b>	<i>34SLF880K325*</i>	82.6	3.25	0.9	0.60	400	15.75
<b>uni 880-K350</b>	<i>34D880K350W</i>	<b>34D880K350G</b>	<b>34LF880K350</b>	<i>34SLF880K350*</i>	88.9	3.50	0.9	0.60	400	15.75
<b>uni 880-K450</b>	<i>34D880K450W</i>	<b>34D880K450G</b>	<b>34LF880K450</b>	<i>34SLF880K450*</i>	114.3	4.50	1.0	0.67	400	15.75
<b>uni 880-K750</b>	<i>34D880K750W</i>	<b>34D880K750G</b>	<b>34LF880K750</b>	<i>34SLF880K750*</i>	190.5	7.50	1.4	0.94	400	15.75

\* Standard in US.

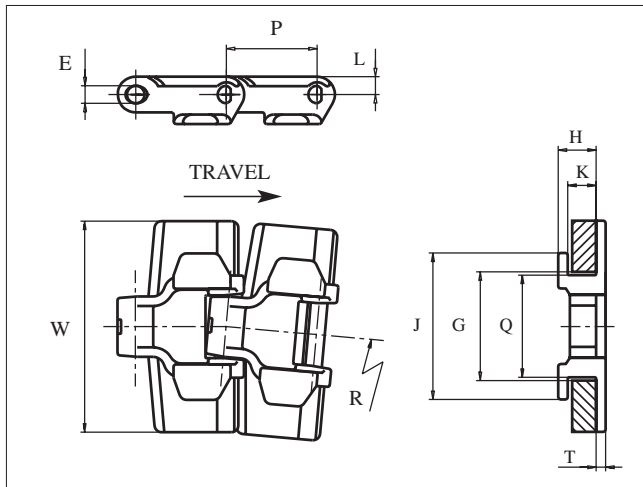
## uni 880 Slat Top Chains • Plastic

- Side flexing
- 38.1 mm (1.50 in.)
- See page 14
- SS304** See page 13
- 75 mm (3 in.)
- See page 114
- See page 123
- See page 125
- See curve catalogue
- See curve catalogue
- See page 103
- 3.048 m = 10 ft  
No. of links/box: 80
- 2250 N (506 lbf)



The uni 880 series has a wide range of applications for conveying lightweight items in curves e.g. plastic bottles, cans, cartons etc.

Please note, the R-type has a minimum turn radius of 200 mm (7.87 in.). This space-saving chain is often used with small diameter turn discs with ball bearings.



	mm	in.		mm	in.
<b>E</b>	7.1	0.28	<b>L</b>	7.5	0.30
<b>G</b>	44.5	1.75	<b>P</b>	38.1	1.50
<b>H</b>	15.9	0.63	<b>Q</b>	43.1	1.70
<b>J</b>	61.5	2.42	<b>T</b>	4.0	0.16
<b>K</b>	11.9	0.47	-	-	-

All dimensions are for POM-chains.














Items with **bolded** uni reference numbers are standard.

Items with uni reference numbers in *italic* are available on a made-to-order basis.

	uni reference no.				width W		weight		min. radius R	
	POM-D	POM-D	POM-LF	POM-SLF	mm	in.	kg/m	lb/ft	mm	in.
<b>uni 880 TAB-K200R</b>	<i>34D880TK200RW</i>	<i>34D880TK200RG</i>	<b>34LF880TK200R</b>	<i>34SLF880TK200R</i>	50.6	2.00	0.7	0.46	200	7.87
<b>uni 880 TAB-K250R</b>	<i>34D880TK250RW</i>	<i>34D880TK250RG</i>	<b>34LF880TK250R</b>	<i>34SLF880TK250R</i>	63.5	2.50	0.8	0.54	200	7.87
<b>uni 880 TAB-K325R</b>	<i>34D880TK325RW</i>	<i>34D880TK325RG</i>	<b>34LF880TK325R</b>	<i>34SLF880TK325R</i>	82.6	3.25	1.0	0.67	200	7.87
<b>uni 880 TAB-K450R</b>	<i>34D880TK450RW</i>	<i>34D880TK450RG</i>	<b>34LF880TK450R</b>	<i>34SLF880TK450R</i>	114.3	4.50	1.1	0.75	200	7.87
<b>uni 880 TAB-K250</b>	<i>34D880TK250W</i>	<b>34D880TK250G</b>	<b>34LF880TK250</b>	<i>34SLF880TK250</i>	63.5	2.50	0.9	0.60	400	15.75
<b>uni 880 TAB-K325</b>	<i>34D880TK325W</i>	<b>34D880TK325G</b>	<b>34LF880TK325</b>	<i>34SLF880TK325</i>	82.6	3.25	1.0	0.67	400	15.75
<b>uni 880 TAB-K350</b>	<i>34D880TK350W</i>	<b>34D880TK350G</b>	<b>34LF880TK350</b>	<i>34SLF880TK350*</i>	88.9	3.50	1.0	0.67	400	15.75
<b>uni 880 TAB-K450</b>	<i>34D880TK450W</i>	<b>34D880TK450G</b>	<b>34LF880TK450</b>	<i>34SLF880TK450*</i>	114.3	4.50	1.1	0.74	400	15.75
<b>uni 880 TAB-K750</b>	<i>34D880TK750W</i>	<b>34D880TK750G</b>	<b>34LF880TK750</b>	<i>34SLF880TK750*</i>	190.5	7.50	1.5	1.00	400	15.75

• Standard in UK. \* Standard in US.

## uni 880 TAB Slat Top Chains • Plastic

-  Side flexing
-  38.1 mm (1.50 in.)
-  See page 14
-  **SS304** See page 13
-  75 mm (3 in.)
-  See page 114
-  See page 123
-  See curve catalogue
-  See curve catalogue
-  See curve catalogue
-  See page 103
-  3.048 m = 10 ft  
No. of links/box: 80
-  2250 N (506 lbf)



The uni 880 TAB-RT has a wide range of applications for conveying various food products and lightweight items in curves e.g. plastic bottles, cans, cartons etc.  
The uni 880 TAB-RT chain is identical to the uni 880 TAB-R chain, but with different a tab-configuration, so that it can be used with a **horizontal** drive sprocket. (See drawing page 114).

## uni 880 TAB-RT Slat Top Chains • Plastic



Side flexing



38.1 mm (1.50 in.)



See page 14



**SS304** See page 13



75 mm (3 in.)



See page 114



See page 123



See curve catalogue



See curve catalogue



See curve catalogue



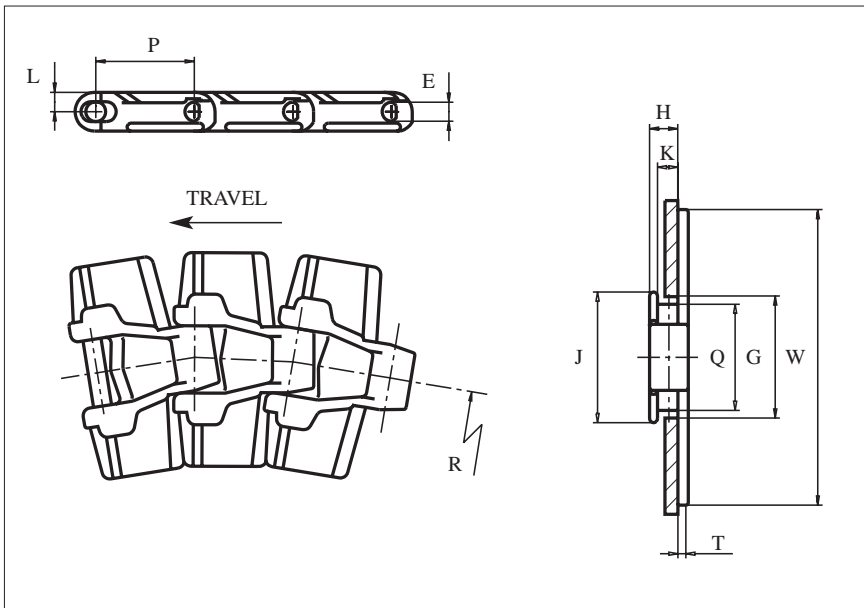
See page 103



3.048 m = 10 ft  
No. of links/box: 80



2250 N (506 lbf)



	mm	in.		mm	in.
<b>E</b>	7.1	0.28	<b>L</b>	7.5	0.30
<b>G</b>	44.5	1.75	<b>P</b>	38.1	1.50
<b>H</b>	11.0	0.43	<b>Q</b>	41.2	1.62
<b>J</b>	50.4	1.98	<b>T</b>	4.0	0.16
<b>K</b>	7.9	0.30	-	-	-

All dimensions are for POM-chains.

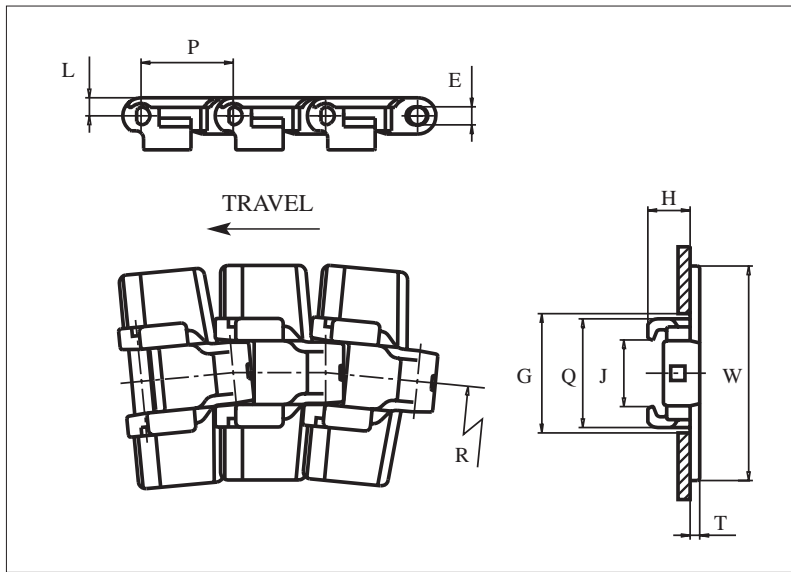
Items with **bolded** uni reference numbers are standard.  
Items with uni reference numbers in *italic* are available on a made-to-order basis.

	uni reference no.				width W		weight		min. radius R	
	POM-D	POM-D	POM-LF	POM-SLF	mm	in.	kg/m	lb/ft	mm	in.
uni 880 TAB-K325RT	<i>34D880TK325RTW</i>	<i>34D880TK325RTG</i>	<b>34LF880TK325RT</b>	<i>34SLF880TK325RT</i>	82.6	3.25	0.9	0.61	200	7.87
uni 880 TAB-K450RT	<i>34D880TK450RTW</i>	<i>34D880TK450RTG</i>	<b>34LF880TK450RT</b>	<i>34SLF880TK450RT</i>	114.3	4.25	1.0	0.67	200	7.87



The chain is primarily used in bottling plants and breweries for conveying plastic bottles and cans.

uni 880 Super Flex chain has special designed angled inverted tabs on the underside. The SFL shoe ensures that the chain is always held totally flat against the wearstrips in curves. Its design also reduces vibrations. Therefore the problems normally associated with conveying unstable bottles and containers are minimized. Super Flex chains can be lifted out of the carry wearstrips without the use of any tools.



	mm	in.		mm	in.
<b>E</b>	7.0	0.28	<b>L</b>	7.5	0.30
<b>G</b>	46.0	1.81	<b>P</b>	38.1	1.50
<b>H</b>	17.5	0.69	<b>Q</b>	42.3	1.67
<b>J</b>	27.5	1.08	<b>T</b>	4.0	0.16

All dimensions are for POM-chains.

Items with **bolded** uni reference numbers are standard.  
Items with uni reference numbers in *italic* are available on a made-to-order basis.

	uni reference no.				width W		weight		min. radius R	
	<b>POM-D</b>	<b>POM-D</b>	<b>POM-LF</b>	<b>POM-SLF</b>	mm	in.	kg/m	lb/ft	mm	in.
uni 880 SFL-K250	<i>34DSFLK250W</i>	<i>34DSFLK250G</i>	<b>34LFSFLK250</b>	<i>34SLFSFLK250</i>	63.5	2.50	0.9	0.60	457	17.99
uni 880 SFL-K325	<i>34DSFLK325W</i>	<i>34DSFLK325G</i>	<b>34LFSFLK325</b>	<i>34SLFSFLK325</i>	82.6	3.25	1.0	0.67	457	17.99
uni 880 SFL-K350	<i>34DSFLK350W</i>	<i>34DSFLK350G</i>	<b>34LFSFLK350</b>	<i>34SLFSFLK350</i>	88.9	3.50	1.0	0.67	457	17.99
uni 880 SFL-K450	<i>34DSFLK450W</i>	<i>34DSFLK450G</i>	<b>34LFSFLK450</b>	<i>34SLFSFLK450</i>	114.3	4.50	1.1	0.67	610	24.02
uni 880 SFL-K750	<i>34DSFLK750W</i>	<i>34DSFLK750G</i>	<b>34LFSFLK750</b>	<i>34SLFSFLK750</i>	190.5	7.50	1.5	1.00	610	24.02

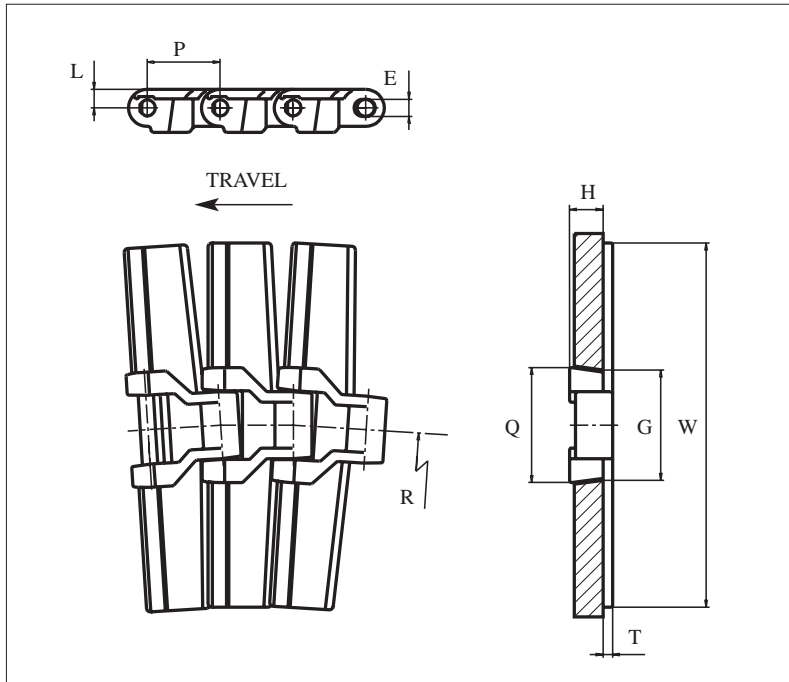
## uni 880 Super Flex Slat Top Chains • Plastic

- Side flexing
- 38.1 mm (1.50 in.)
- See page 14
- SS304** See page 13
- 75 mm (3 in.)
- See page 114
- See page 123
- See page 125
- See curve catalogue
- See curve catalogue
- See page 103
- 3.048 m = 10 ft  
No. of links/box: 80
- 2250 N (506 lbf)



The uni 882 chain is a stronger version of the uni 880-series and it is available in widths up to 304.8 mm (12 in.). The high load capacity makes the chain more suitable for conveying heavier and larger items over larger distances, than the uni 880 chain.

The link thickness is 5.0 mm (0.20 in.) like the uni 821 chain. These two chains are often used together.



	mm	in.		mm	in.
<b>E</b>	8.7	0.34	<b>L</b>	9.5	0.37
<b>G (curve)</b>	58.0	2.28	<b>P</b>	38.1	1.50
<b>G (straight)</b>	63.6	2.50	<b>Q</b>	60.5	2.38
<b>H</b>	17.5	0.69	<b>T</b>	5.0	0.20

All dimensions are for POM-chains.


Items with **bolded** uni reference numbers are standard.  
Items with uni reference numbers in *italic* are available on a made-to-order basis.

	uni reference no.				width W		weight		min. radius R	
	POM-D	POM-D	POM-LF	POM-SLF	mm	in.	kg/m	lb/ft	mm	in.
<b>uni 882-K450</b>	<i>39D882K0450W</i>	<i>39D882K0450G</i>	<b>39LF882K0450</b>	<i>39SLF882K0450*</i>	114.3	4.50	1.8	1.21	610	24.02
<b>uni 882-K750</b>	<i>39D882K0750W</i>	<i>39D882K0750G</i>	<b>39LF882K0750</b>	<i>39SLF882K0750*</i>	190.5	7.50	2.2	1.48	610	24.02
<b>uni 882-K1000</b>	<i>39D882K1000W</i>	<i>39D882K1000G</i>	<b>39LF882K1000</b>	<i>39SLF882K1000*</i>	254.0	10.00	2.5	1.68	610	24.02
<b>uni 882-K1200</b>	<i>39D882K1200W</i>	<i>39D882K1200G</i>	<b>39LF882K1200</b>	<i>39SLF882K1200*</i>	304.8	12.00	2.8	1.88	610	24.02

\*Standard in US.

## uni 882 Slat Top Chains • Plastic

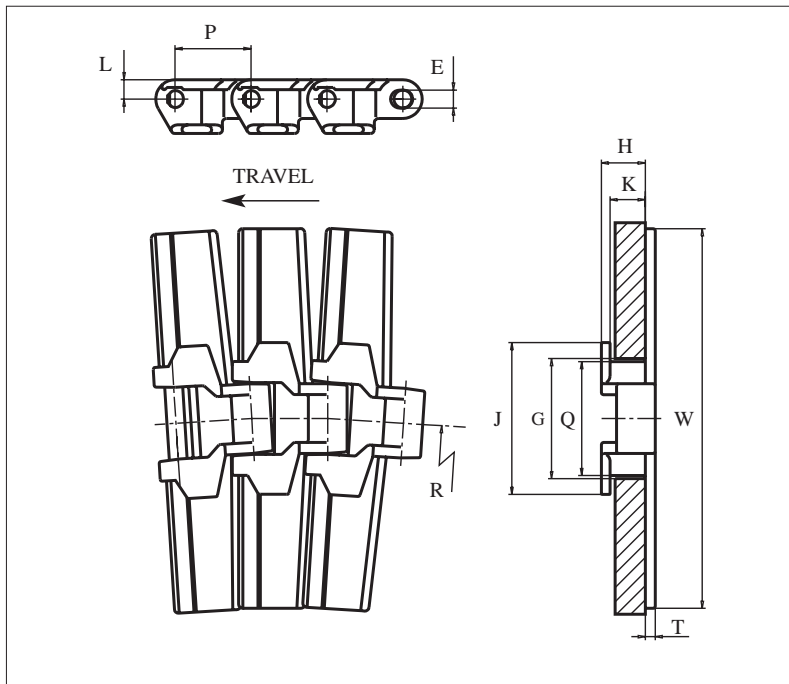
- Side flexing
- 38.1 mm (1.50 in.)
- See page 14
- SS304** See page 13
- 75 mm (3 in.)
- See page 114
- See page 123
- See curve catalogue
- See curve catalogue
- See page 104
- 3.048 m = 10 ft  
No. of links/box: 80
- 4000 N (899 lbf)



The uni 882 TAB chain is a stronger version of the uni 880 TAB-series and it is available in widths up to 406.4 mm (16.00 in.).

The high load capacity makes the chain suitable for conveying heavier and larger items over longer distances than the uni 880 chain.

The plate thickness is 5.0 mm (0.20 in.) like the uni 821 chain. These two chains are often used together.



	mm	in.		mm	in.
<b>E</b>	8.7	0.34	<b>L</b>	9.5	0.37
<b>G</b>	58.0	2.28	<b>P</b>	38.1	1.50
<b>H</b>	22.2	0.87	<b>Q</b>	57.2	2.25
<b>J</b>	76.2	3.00	<b>T</b>	5.0	0.20
<b>K</b>	17.5	0.69	-	-	-

All dimensions are for POM-chains.

Items with **bolded** uni reference numbers are standard.

Items with uni reference numbers in *italic* are available on a made-to-order basis.

	uni reference no.				width W		weight		min. radius R	
	POM-D	POM-D	POM-LF	POM-SLF	mm	in.	kg/m	lb/ft	mm	in.
uni 882 TAB-K450	<b>39D882TK0450W</b>	<b>39D882TK0450G</b>	<b>39LF882TK0450</b>	<b>39SLF882TK0450</b>	114.3	4.50	1.9	1.28	610	24.02
uni 882 TAB-K750	<b>39D882TK0750W</b>	<b>39D882TK0750G</b>	<b>39LF882TK0750</b>	<b>39SLF882TK0750</b>	190.5	7.50	2.3	1.55	610	24.02
uni 882 TAB-K1000	<b>39D882TK1000W</b>	<b>39D882TK1000G</b>	<b>39LF882TK1000</b>	<b>39SLF882TK1000</b>	254.0	10.00	2.7	1.81	610	24.02
uni 882 TAB-K1200	<b>39D882TK1200W</b>	<b>39D882TK1200G</b>	<b>39LF882TK1200</b>	<b>39SLF882TK1200</b>	304.8	12.00	2.9	1.95	610	24.02
uni 882 TAB-K1500	<b>39D882TK1500W</b>	<b>39D882TK1500G</b>	<b>39LF882TK1500</b>	<b>39SLF882TK1500</b>	381.0	15.00	3.1	2.08	700*	27.56*
uni 882 TAB-K1600	<b>39D882TK1600W</b>	<b>39D882TK1600G</b>	<b>39LF882TK1600</b>	<b>39SLF882TK1600</b>	406.4	16.00	3.2	2.15	700*	27.56*

## uni 882 TAB Slat Top Chains • Plastic



Side flexing



38.1 mm (1.50 in.)



See page 14



**SS304** See page 13



75 mm (3 in.)



See page 114



See page 123



See curve catalogue



See curve catalogue



See page 104




3.048 m = 10 ft  
No. of links/box: 80



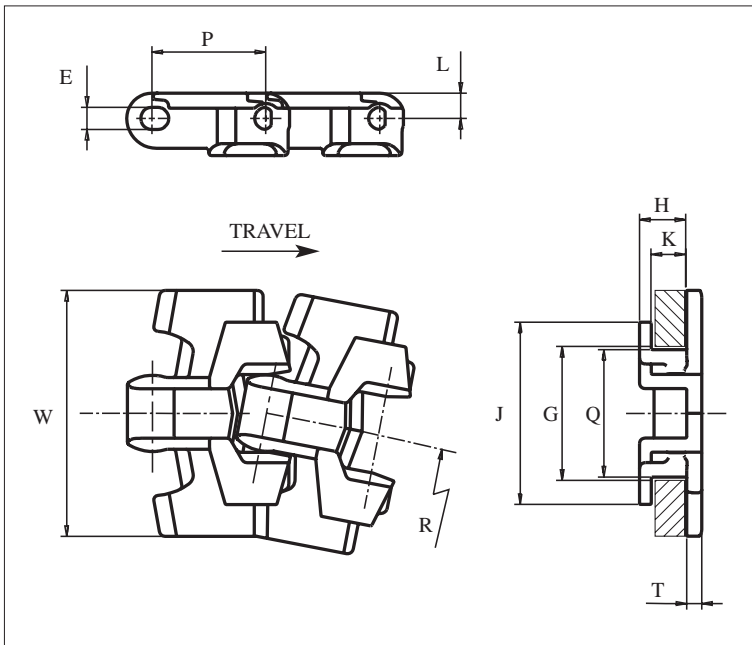
4000 N (899 lbf)

\* For uni 882 TAB-K1500 and uni 882 TAB-K1600 we recommend minimum turn radius 700 mm (27.56 in.) because of the chain width and the danger of links overlapping.



The uni 879 TAB Safety has less open areas in both straight and curved sections which reduce the risk of fingers, loose clothing etc. getting caught.

At the same time uni 879 TAB Safety ensures improved stability of conveyed items. uni 879 TAB Safety will run in standard curves/tracks.



	mm	in.		mm	in.
<b>E</b>	7.1	0.28	<b>L</b>	8.5	0.33
<b>G</b>	44.5	1.75	<b>P</b>	38.1	1.50
<b>H</b>	15.9	0.63	<b>Q</b>	43.1	1.70
<b>J</b>	61.5	2.42	<b>T</b>	5.0	0.20
<b>K</b>	11.9	0.47	-	-	-

All dimensions are for POM-chains.

Items with **bolded** uni reference numbers are standard.

Items with uni reference numbers in *italic* are available on a made-to-order basis.

	uni reference no.	width W		weight		min. radius R	
	<b>POM-LF</b>	mm	in.	kg/m	lb/ft	mm	in.
<b>uni 879 TAB-SC-K325</b>	<b>34LF879TSK325</b>	82.6	3.25	1.0	0.67	200	7.87
<b>uni 879 TAB-SC-K450</b>	<b>34LF879TSK450</b>	114.3	4.50	1.2	0.81	200	7.87



Side flexing



38.1 mm (1.50 in.)



See page 14



**SS304** See page 13



75 mm (3 in.)



See page 114



See page 123



See curve catalogue



See curve catalogue



See curve catalogue



3.048 m = 10 ft  
No. of links/box: 80



2250 N (506 lbf)

# uni 879 TAB Safety Finger Special Chains • Plastic



uni 879 TAB Safety Finger for finger safety. The max. size of the openings between the links of 13.0 x 6.0 mm (0.52 x 0.24 in.) improves finger safety as well as support and stability of the conveyed products, including around the center hinge. uni 879 TAB Safety Finger will run in standard curves/tracks.



Side flexing



38.1 mm (1.50 in.)



See page 14



**SS304** See page 13



90 mm (3.5 in.)



See page 114



See page 123



See curve catalogue



See curve catalogue



See curve catalogue



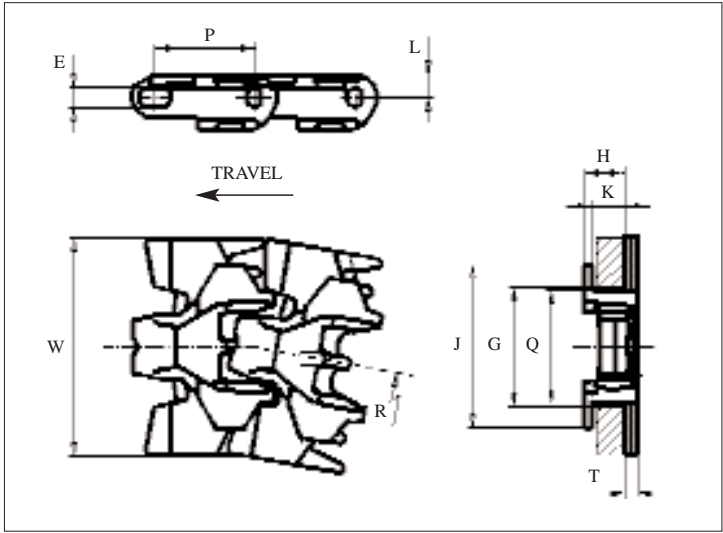
See page 103



3.048 m = 10 ft  
No. of links/box: 80



2250 N (506 lbf)




	mm	in.		mm	in.
<b>E</b>	7.1	0.28	<b>L</b>	8.5	0.33
<b>G</b>	44.5	1.75	<b>P</b>	38.1	1.50
<b>H</b>	15.9	0.63	<b>Q</b>	43.1	1.70
<b>J</b>	61.5	2.42	<b>T</b>	5.0	0.20
<b>K</b>	11.9	0.47	-	-	-

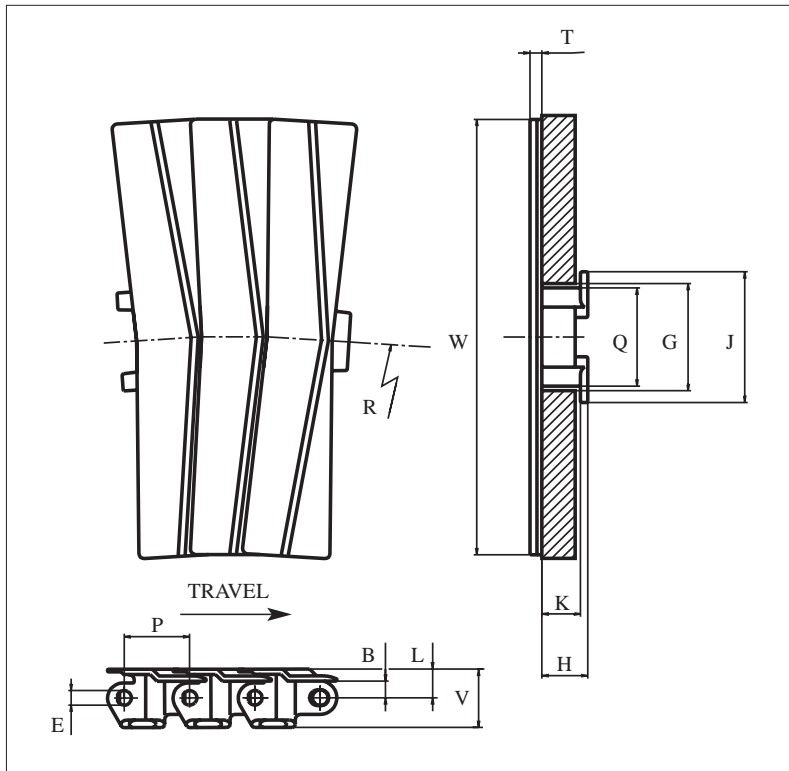
All dimensions are for POM-chains.

Items with **bolded** uni reference numbers are standard.  
Items with uni reference numbers in *italic* are available on a made-to-order basis.

	uni reference no.	width W		weight		min. radius R	
	<b>POM-D</b>	mm	in.	kg/m	lb/ft	mm	in.
<b>uni 879 TAB-SF-K325</b>	<b>34D879TSFK325W</b>	82.6	3.25	1.0	0.67	200	7.87



The uni 882 SC-TAB is used where safety demands are high, i.e. for conveyors where personnel work in close contact with the moving chain - packing lines, catering conveyors etc. The risk of conveyed products, loose clothes or fingers being caught between the chain links is reduced by the over-lapping links. This chain is very impact resistant (avoid links breaking).



	mm	in.		mm	in.
<b>B</b>	9.7	0.38	<b>L</b>	16.7	0.66
<b>E</b>	8.7	0.34	<b>P</b>	38.1	1.50
<b>G</b>	59.5	2.34	<b>Q</b>	57.2	2.25
<b>H</b>	21.9	0.86	<b>T</b>	7.0	0.28
<b>J</b>	76.2	3.00	<b>V</b>	29.0	1.14
<b>K</b>	17.5	0.69	-	-	-












All dimensions are for POM-chains.


Items with **bolded** uni reference numbers are standard.

Items with uni reference numbers in *italic* are available on a made-to-order basis.

	uni reference no.	width W		weight		min. radius R	
	<b>POM-LF</b>	mm	in.	kg/m	lb/ft	mm	in.
<b>uni 882 SC-TAB-K450</b>	<b>39LF882SCTK0450</b>	114.3	4.50	2.2	1.48	610	24.02
<b>uni 882 SC-TAB-K750</b>	<b>39LF882SCTK0750</b>	190.5	7.50	3.0	2.01	610	24.02
<b>uni 882 SC-TAB-K1000</b>	<b>39LF882SCTK1000</b>	254.0	10.00	3.4	2.28	610	24.02











## uni 882 SC-TAB Special Chains • Plastic

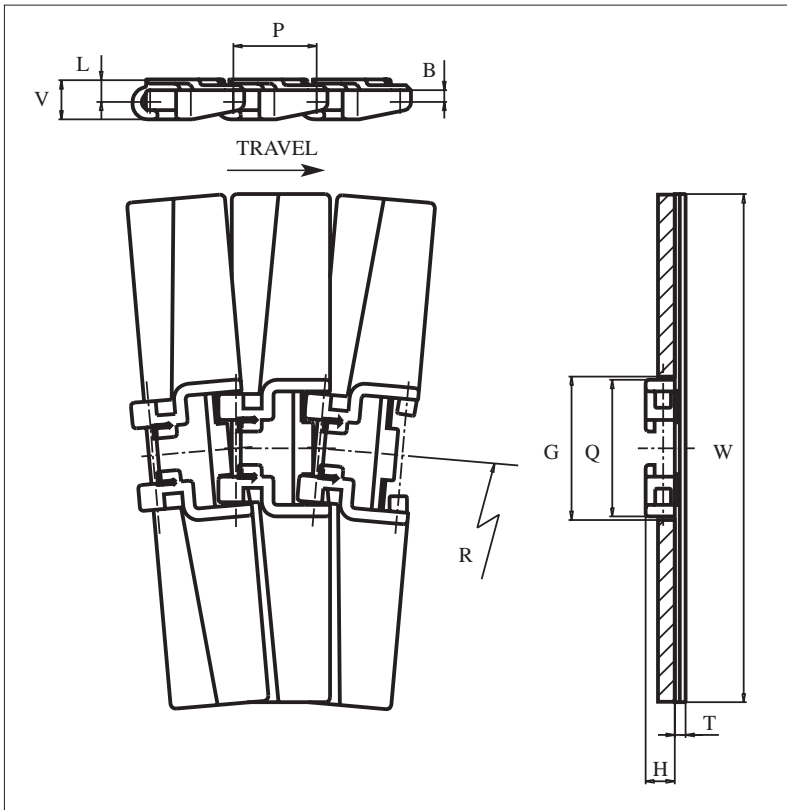
-  Side flexing
-  38.1 mm (1.50 in.)
-  See page 14
-  **SS304** See page 13
-  125 mm (4.9 in.)
-  See page 114
-  See page 123
-  See curve catalogue
-  See curve catalogue
-  3.048 m = 10 ft  
No. of links/box: 80
-  4000 N (899 lbf)



The major advantage of this side-flexing uni 982-SC is that it is assembled without pins. Thus the chain can be disassembled “on the spot” without using tools. This makes the uni 982-SC very suitable for use where the sanitary requirements are high. At the same time uni 982-SC is a safety chain and suitable for use where personnel work in close contact with the moving chain. The risk of conveyed products, loose clothes or fingers being caught between the chain links is reduced by the over-lapping links.

## uni 982 SC Special Chains • Plastic

-  Side flexing
-  50.0 mm (1.97 in.)
-  See page 14
-  **SS304** See page 13
-  200 mm (7.9 in.)
-  See page 115
-  See curve catalogue
-  See curve catalogue
-  3.050 m = 10 ft  
No. of links/box: 80
-  1000 N (225 lbf)



	mm	in.		mm	in.
<b>B</b>	7.0	0.28	<b>P</b>	50.0	1.97
<b>G</b>	85.0	3.35	<b>Q</b>	82.0	3.23
<b>H</b>	17.5	0.69	<b>T</b>	6.5	0.26
<b>L</b>	13.5	0.53	<b>V</b>	24.0	0.95

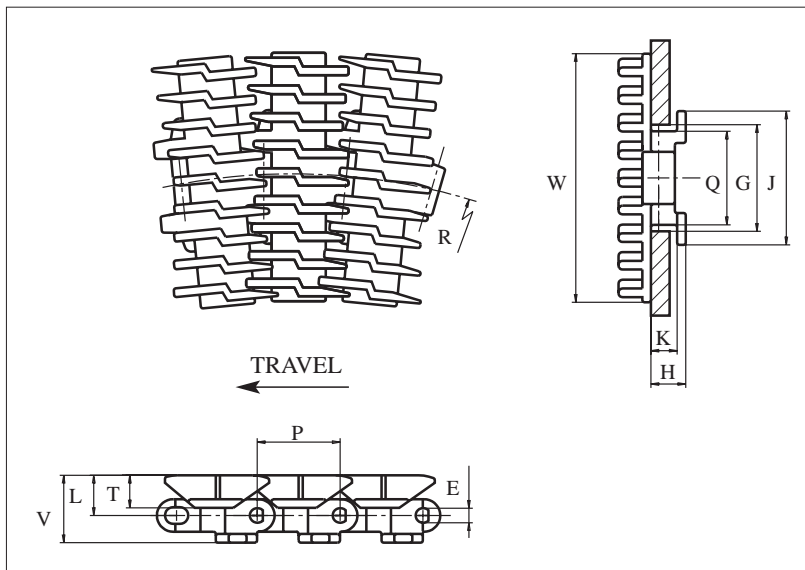
All dimensions are for SLF.

Items with **bolded** uni reference numbers are standard.  
Items with uni reference numbers in *italic* are available on a made-to-order basis.

	uni reference no.		width W		weight		min. radius R	
	<b>POM-SLF</b>	<b>AR</b>	mm	in.	kg/m	lb/ft	mm	in.
<b>uni 982-SC-K1000</b>	<i>45SLF982SC1000</i>	<i>45AR982SC1000WUNI</i>	254.0	10.00	1.6	1.07	610	24.02



The uni 880 Rib chain is a version of the uni 880 TAB and is designed with ribs on top to make the use of finger plates possible at the drive and idler stations in connection with product transfer. uni 880 Rib is suitable for fairly large items, which will remain stable on the chain, and at the transfer many problems will be avoided by using finger plates instead of “fingerless dead plates”. The uni 880 Rib is 8% open to allow water and air to pass through.















	mm	in.		mm	in.
<b>E</b>	7.1	0.28	<b>L</b>	18.5	0.73
<b>G</b>	44.5	1.75	<b>P</b>	38.1	1.50
<b>H</b>	16.0	0.63	<b>Q</b>	42.9	1.69
<b>J</b>	61.5	2.42	<b>T</b>	15.0	0.59
<b>K</b>	11.9	0.47	<b>V</b>	31.1	1.22


All dimensions are for POM-chains.

Items with **bolded** uni reference numbers are standard.  
 Items with uni reference numbers in *italic* are available on a made-to-order basis.

	uni reference no.	width W		weight		min. radius R	
		mm	in.	kg/m	lb/ft	mm	in.
	<b>POM-LF</b>						
<b>uni 880 Rib-K250</b>	<i>34LF880URTK250</i>	63.5	2.50	1.5	1.01	400	15.75
<b>uni 880 Rib-K350</b>	<i>34LF880URTK350</i>	88.9	3.50	1.6	1.08	400	15.75
<b>uni 880 Rib-K450</b>	<i>34LF880URTK450</i>	114.3	4.50	1.8	1.21	400	15.75

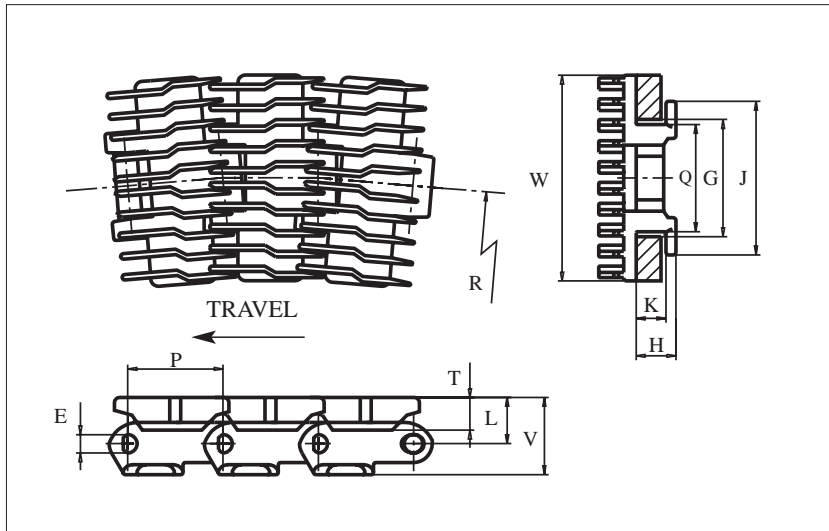
## uni 880 Rib Special Chains • Plastic

-  Side flexing
-  38.1 mm (1.50 in.)
-  See page 14
-  **SS304** See page 13
-  35 mm (1.4 in.)
-  See page 114
-  See page 123
-  See curve catalogue
-  See curve catalogue
-  3.048m = 10 ft  
No. of links/box: 80
-  See page 109
-  1800 N (405 lbf)



Just as uni 880 Rib, the uni 880 Rib-Flex is a side flexing chain with ribs that can be used with finger plates in connection with transfers.

Compared to uni 880 Rib, the uni 880 Rib-Flex has a shorter distance between the ribs which ensures that smaller items such as cans, cartons and bottles remain stable on the chain.



	mm	in.		mm	in.
<b>E</b>	7.2	0.28	<b>L</b>	18.5	0.73
<b>G</b>	44.5	1.75	<b>P</b>	38.1	1.50
<b>H</b>	15.9	0.63	<b>Q</b>	42.9	1.69
<b>J</b>	61.5	2.42	<b>T</b>	14.9	0.59
<b>K</b>	11.9	0.47	<b>V</b>	30.7	1.21

All dimensions are for POM-chains.

Items with **bolded** uni reference numbers are standard.

Items with uni reference numbers in *italic* are available on a made-to-order basis.

	uni reference no.	width W		weight		min. radius R	
	<b>POM-LF</b>	mm	in.	kg/m	lb/ft	mm	in.
<b>uni 880 Rib-Flex-K250</b>	<i>34LF880RFTK0250</i>	63.5	2.50	1.2	0.81	457	17.99
<b>uni 880 Rib-Flex-K325</b>	<i>34LF880RFTK0325</i>	82.6	3.25	1.3	0.87	457	17.99
<b>uni 880 Rib-Flex-K450</b>	<i>34LF880RFTK0450</i>	114.3	4.50	1.5	1.01	457	17.99

## uni 880 Rib-Flex Special Chains • Plastic



Side flexing



38.1 mm (1.50 in.)



See page 14



**SS304** See page 13



90 mm (3.5 in.)



See page 114



See page 123



See curve catalogue



See curve catalogue



3.048 m = 10 ft  
No. of links/box: 80



See page 110

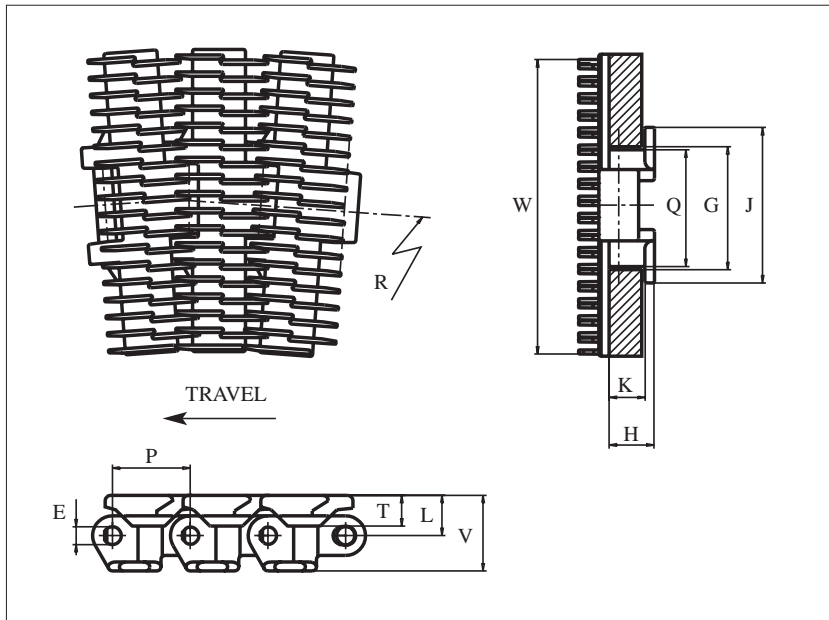


1800 N (405 lbf)



uni 882 Rib-Flex is designed with ribs on the top surface of a uni 882 TAB link so that it can be used with finger plates at the drive and idler stations.

uni 882 Rib-Flex is suitable for cans, plastic bottles, cartons and other products in connection with product transfer.



	mm	in.		mm	in.
<b>E</b>	8.7	0.34	<b>L</b>	19.7	0.78
<b>G</b>	59.5	2.34	<b>P</b>	38.1	1.50
<b>H</b>	22.2	0.87	<b>Q</b>	57.2	2.25
<b>J</b>	76.2	3.00	<b>T</b>	15.0	0.59
<b>K</b>	17.5	0.69	<b>V</b>	37.0	1.46













All dimensions are for POM-chains.


Items with **bolded** uni reference numbers are standard.

Items with uni reference numbers in *italic* are available on a made-to-order basis.

	uni reference no.	width W		weight		min. radius R	
		mm	in.	kg/m	lb/ft	mm	in.
	<b>POM-LF</b>						
uni 882 Rib-Flex-TAB <b>K600</b>	<i>39LF882RFTK0600</i>	147.4	5.80	2.4	1.61	610	24.02

## uni 882 Rib-Flex Special Chains • Plastic









-  Side flexing
-  38.1 mm (1.50 in.)
-  See page 14
-  **SS304** See page 13
-  75 mm (3.0 in.)
-  See page 114
-  See page 123
-  See curve catalogue
-  See curve catalogue
-  3.048 m = 10 ft  
No. of links/box: 80
-  See page 110
-  4000 N (899 lbf)

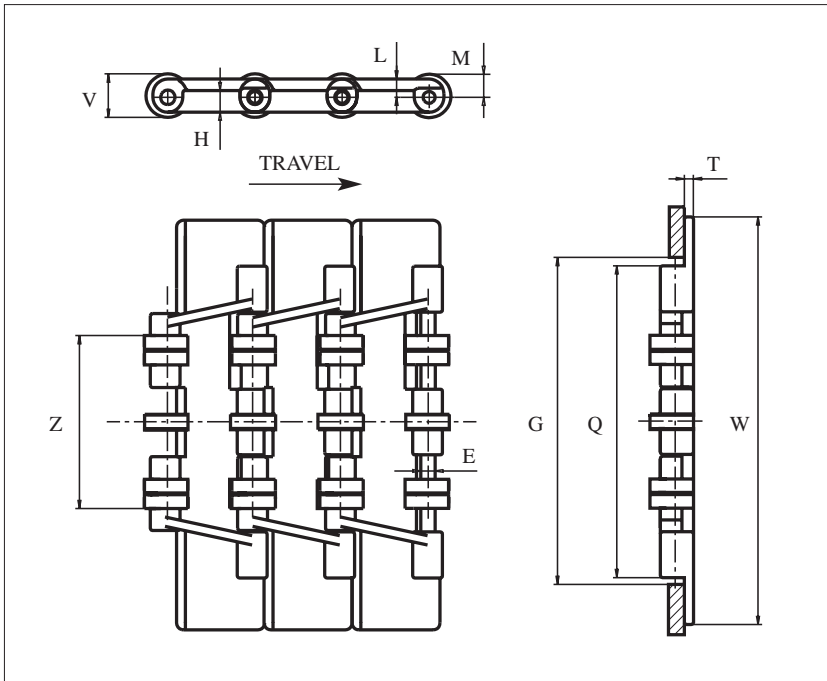


The uni 821-RO chain is a straight running plastic chain. The chain is related to the uni 821-series with 5 rollers mounted on each hinge pin making the chain suitable for accumulation of products. If the chain is running on a fixed plate, the items will accelerate compared to the chain. This is suitable for increasing the distance between conveyed items.

uni 821-RO can be used for both dry and wet conveying. It can also be used for conveying heavy items such as filled cartons, boxes etc.

## uni 821-RO Special Chains • Plastic

-  Straight running
-   $P$   
38.1 mm (1.50 in.)
-  Materials See page 14
-  **SS304** See page 13
-   $R_b$   
75 mm (3.0 in.)
-  See page 115
-  3.048 m = 10 ft  
No. of links/box: 80
-   $N$   
 $Lbf$   
2500 N (562 lbf)



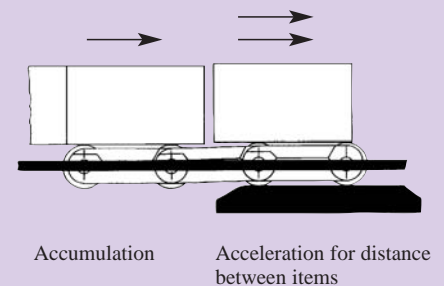
	mm	in.		mm	in.
<b>E</b>	6.4	0.25	<b>P</b>	38.1	1.50
<b>G</b>	140.0	5.51	<b>Q</b>	136.5	5.37
<b>H</b>	9.5	0.37	<b>T</b>	5.0	0.20
<b>L</b>	8.0	0.31	<b>V</b>	19.0	0.75
<b>M</b>	9.5	0.37	<b>Z</b>	75.0	2.95

All dimensions are for POM-chains.

Items with **bolded** uni reference numbers are standard.  
Items with uni reference numbers in *italic* are available on a made-to-order basis.

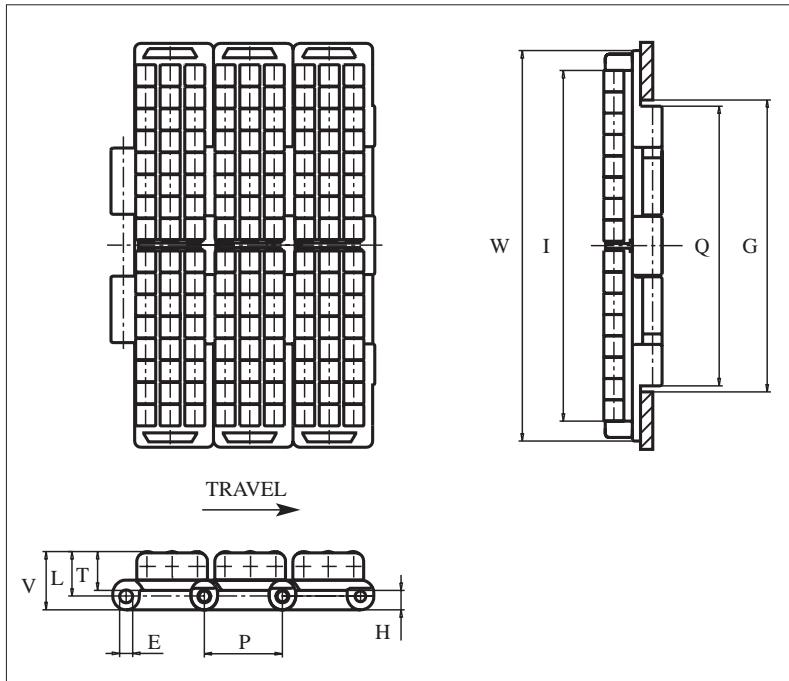
	uni reference no.	width W		weight	
	<b>POM-LF</b>	mm	in.	kg/m	lb/ft
<b>uni 821-RO-K750</b>	<i>32LF821ROK0750</i>	190.5	7.50	2.6	1.75

### Principle for use of uni 821-RO





The uni 821 PRR chain is double hinged with pressure reduction rollers. It has the straight running uni 821 chain as base chain. The chain is suitable for application where accumulation of long items occurs or for items that should not be damaged by the accumulation pressure. Rollers with free rotation on their axles are mounted on the upper surface of the chain. The axles for the rollers is supplied in stainless steel. Compared to uni 821 PRR with  $\phi 5$  mm (0.2 in.) axles the PRR4 reduces the noise level at higher speeds.



	mm	in.		mm	in.
<b>E</b>	6.4	0.25	<b>L</b>	22.2	0.87
<b>G</b>	140.0	5.51	<b>P</b>	38.1	1.50
<b>H</b>	9.5	0.37	<b>Q</b>	136.5	5.37
<b>I (K750)</b>	174.5	6.87	<b>T</b>	19.0	0.75
<b>I (K1000)</b>	238.0	9.37	<b>V</b>	28.5	1.12
<b>I (K1200)</b>	288.8	11.37	-	-	-

All dimensions are for POM-chains.

Items with **bolded** uni reference numbers are standard. Items with uni reference numbers in *italic* are available on a made-to-order basis.

	uni reference no.	width W		weight	
	<b>POM-LF</b>	mm	in.	kg/m	lb/ft
<b>uni 821-PRR4-K750</b>	<i>32LFPRRK0750SS4</i>	190.5	7.50	6.9	4.64
<b>uni 821-PRR4-K1000</b>	<i>32LFPRRK1000SS4</i>	254.0	10.00	8.8	5.91
<b>uni 821-PRR4-K1200</b>	<i>32LFPRRK1200SS4</i>	304.8	12.00	10.2	6.85









## uni 821-PRR4 Special Chains • Plastic

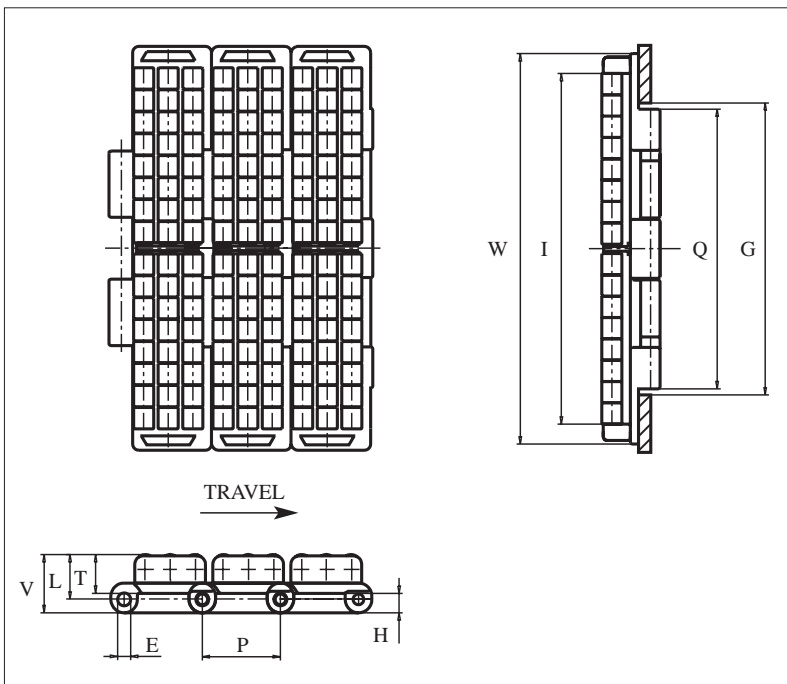
- Straight running
  - 38.1 mm (1.50 in.)
  - See page 14
  - SS304** See page 13
  - 225 mm (8.9 in.)
  - See page 111
  - 3.048 m = 10 ft  
No. of links/box: 80
  - 3000 N (674 lbf)
- Axle materials for  $\phi 4$  mm (0.16 in.) accumulation rollers:  
**SS304** See page 13



The uni 821 PRR chain is double hinged with pressure reduction rollers. It has the straight running uni 821 chain as base chain. The chain is suitable for application where accumulation of long items occurs or for items that should not be damaged by the accumulation pressure. Rollers with free rotation on their axles are mounted on the upper surface of the chain. The axles for the rollers is supplied in stainless steel. Compared to uni 821 PRR4 the larger and more rigid axles will support higher product weight without deflection of the axles.

## uni 821-PRR Special Chains • Plastic

-  Straight running
  -  38.1 mm (1.50 in.)
  -  See page 14
  -  **SS304** See page 13
  -  225 mm (8.9 in.)
  -  See page 111
  -  3.048 m = 10 ft  
No. of links/box: 80
  -  3000 N (674 lbf)
- Axle materials for  $\varnothing 5$  mm (0.20 in.) accumulation rollers:  
**SS304** See page 13



	mm	in.		mm	in.
<b>E</b>	6.4	0.25	<b>L</b>	22.2	0.87
<b>G</b>	140.0	5.51	<b>P</b>	38.1	1.50
<b>H</b>	9.5	0.37	<b>Q</b>	136.5	5.37
<b>I (K750)</b>	174.5	6.87	<b>T</b>	19.0	0.75
<b>I (K1000)</b>	238.0	9.37	<b>V</b>	28.5	1.12
<b>I (K1200)</b>	288.8	11.37	-	-	-

All dimensions are for POM-chains.

Items with **bolded** uni reference numbers are standard.  
Items with uni reference numbers in *italic* are available on a made-to-order basis.

	uni reference no.	width W		weight	
	<b>POM-LF</b>	mm	in.	kg/m	lb/ft
<b>uni 821-PRR-K750</b>	<b>32LFPRRK0750SS</b>	190.5	7.50	5.1	3.43
<b>uni 821-PRR-K1000</b>	<b>32LFPRRK1000SS</b>	254.0	10.00	7.1	4.77
<b>uni 821-PRR-K1200</b>	<b>32LFPRRK1200SS</b>	304.8	12.00	8.3	5.58

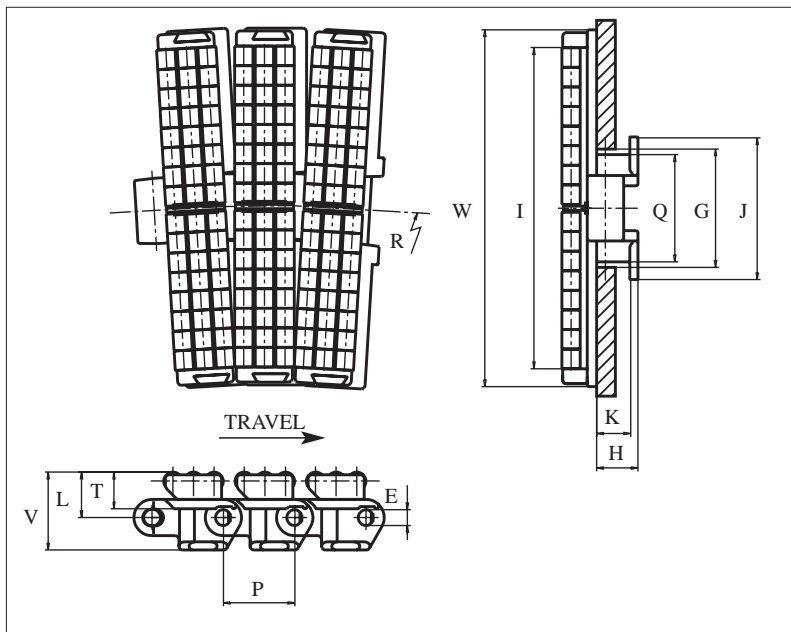


The uni 882 PRR-TAB chain has rollers and the side flexing uni 882 TAB chain as base chain.

The chain is suitable for conveyors with accumulation of items that should not be damaged by the accumulation pressure.

Rollers with free rotation on their axles are mounted on the upper surface of this chain. The axles for the rollers is supplied in stainless steel.

Compared to uni 882 PRR with  $\phi 5$  mm (0.2 in.) axles the PRR4 reduces the noise level at higher speeds.



	mm	in.		mm	in.
<b>E</b>	8.7	0.34	<b>K</b>	17.5	0.69
<b>G</b>	59.5	2.34	<b>L</b>	23.5	0.93
<b>H</b>	22.2	0.87	<b>P</b>	38.1	1.50
<b>I (K325)</b>	79.3	3.12	<b>Q</b>	57.2	2.25
<b>I (K450)</b>	98.3	3.87	<b>T</b>	19.0	0.75
<b>I (K750)</b>	174.5	6.87	<b>V</b>	41.2	1.62
<b>J</b>	73.0	2.87	-	-	-












All dimensions are for POM-chains.

Items with **bolded** uni reference numbers are standard.

Items with uni reference numbers in *italic* are available on a made-to-order basis.

	uni reference no.	width W		weight		min. radius R	
		mm	in.	kg/m	lb/ft	mm	in.
<b>uni 882 PRR-TAB4-K375</b>	<i>39LFPRRTK0375SS4</i>	95.3	3.75	3.4	2.30	610	24.02
<b>uni 882 PRR-TAB4-K450</b>	<i>39LFPRRTK0450SS4</i>	114.3	4.50	3.8	2.55	610	24.02
<b>uni 882 PRR-TAB4-K750</b>	<i>39LFPRRTK0750SS4</i>	190.5	7.50	5.7	3.83	610	24.02

## uni 882 PRR-TAB4 Special Chains • Plastic

-  Side flexing
-  38.1 mm (1.50 in.)
-  See page 14
-  **SS304** See page 13
-  101 mm (4.0 in.)
-  See page 114
-  See page 123
-  See curve catalogue
-  See curve catalogue
-  3.048 m = 10 ft  
No. of links/box: 80
-  4000 N (899 lbf)
- Axle materials for  $\phi 4$  mm (0.16 in.) accumulation rollers:  
**SS304** See page 13

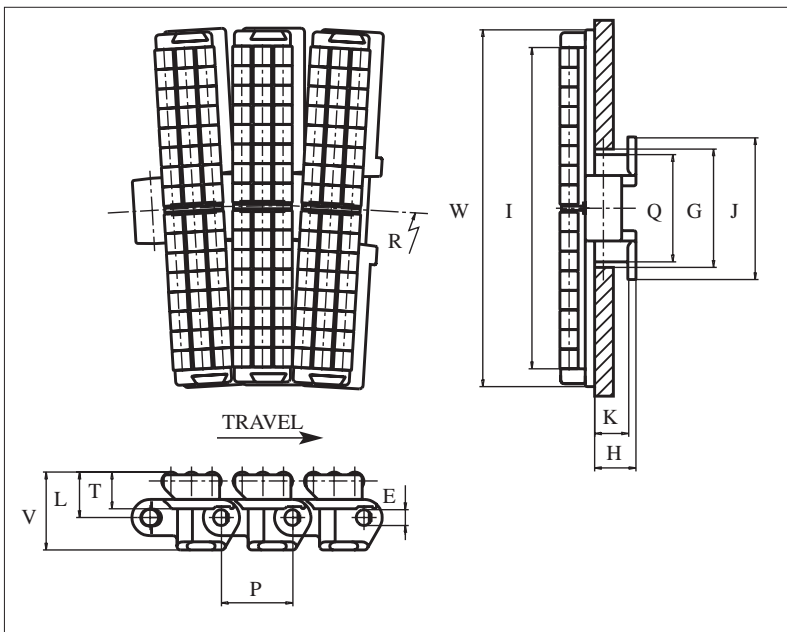


The uni 882 PRR-TAB chain has rollers and the side flexing uni 882 TAB chain as base chain.

The chain is suitable for conveyors with accumulation of items that should not be damaged by the accumulation pressure.

Rollers with free rotation on their axles are mounted on the upper surface of this chain. The axles for the rollers is in stainless steel.

Compared to uni 882 PRR4 the larger and more rigid axles will support higher product weight without deflection of the axles.



	mm	in.		mm	in.
<b>E</b>	8.7	0.34	<b>K</b>	17.5	0.69
<b>G</b>	59.5	2.34	<b>L</b>	23.5	0.93
<b>H</b>	22.2	0.87	<b>P</b>	38.1	1.50
<b>I (K325)</b>	79.3	3.12	<b>Q</b>	57.2	2.25
<b>I (K450)</b>	98.3	3.87	<b>T</b>	19.0	0.75
<b>I (K750)</b>	174.5	6.87	<b>V</b>	41.2	1.62
<b>J</b>	73.0	2.87	-	-	-












All dimensions are for POM-chains.


Items with **bolded** uni reference numbers are standard.

Items with uni reference numbers in *italic* are available on a made-to-order basis.

	uni reference no.	width W		weight		min. radius R	
	<b>POM-LF</b>	mm	in.	kg/m	lb/ft	mm	in.
<b>uni 882 PRR-TAB-K375</b>	<b>39LFPRRTK0375SS</b>	95.3	3.75	3.4	2.28	610	24.02
<b>uni 882 PRR-TAB-K450</b>	<b>39LFPRRTK0450SS</b>	114.3	4.50	3.9	2.62	610	24.02
<b>uni 882 PRR-TAB-K750</b>	<b>39LFPRRTK0750SS</b>	190.5	7.50	5.6	3.76	610	24.02

## uni 882 PRR-TAB Special Chains • Plastic

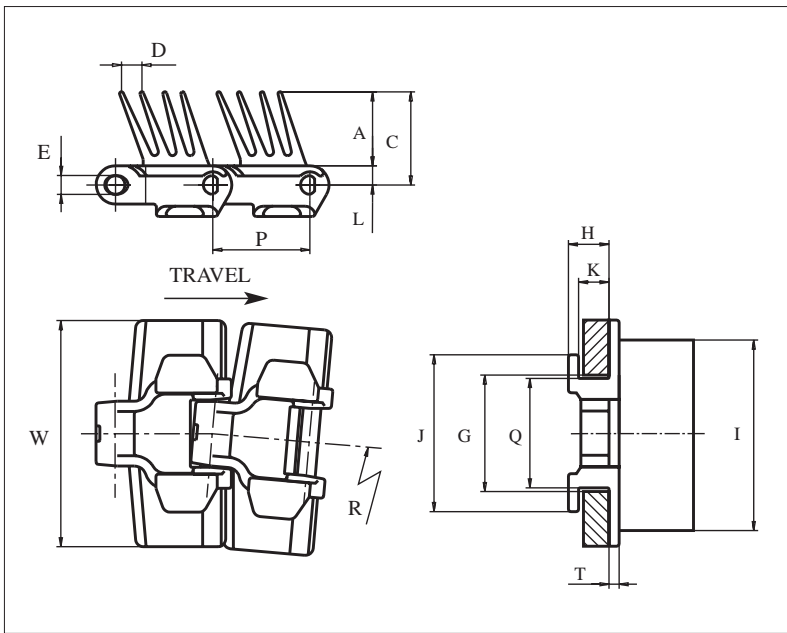
-  Side flexing
-  38.1 mm (1.50 in.)
-  See page 14
-  **SS304** See page 13
-  101 mm (4.0 in.)
-  See page 114
-  See page 123
-  See curve catalogue
-  See curve catalogue
-  3.048 m = 10 ft  
No. of links/box: 80
-  4000 N (899 lbf)
- Axle materials for ø5 mm (0.20 in.) accumulation rollers:  
**SS304** See page 13



The uni 879 TAB-R-G4 chain is designed for vertical conveyors where the items are conveyed between two uni Grip chains.

This special chain is a light-weight and economical alternative to the Snap-On gripper chains. It also has been designed as an R-chain i.e. the turning radius is only 200.0 mm (7.87 in.).

This space-saving chain is often used with small diameter turn discs with ball bearings.



	mm	in.		mm	in.
<b>A</b>	29.0	1.14	<b>J</b>	61.5	2.42
<b>C</b>	37.5	1.48	<b>K</b>	11.9	0.47
<b>D</b>	9.0	0.36	<b>L</b>	8.5	0.33
<b>E</b>	7.1	0.28	<b>P</b>	38.1	1.50
<b>G</b>	44.5	1.75	<b>Q</b>	42.9	1.69
<b>H</b>	15.9	0.63	<b>T</b>	5.0	0.20
<b>I</b>	75.0	2.95	-	-	-

All dimensions are for POM-chains.

Items with **bolded** uni reference numbers are standard.

Items with uni reference numbers in *italic* are available on a made-to-order basis.

	uni reference no.	width W		weight		min. radius R	
	<b>POM-LF</b>	mm	in.	kg/m	lb/ft	mm	in.
<b>uni 879 TAB-R-G4-K325</b>	<b>34LF879TK325RG4PXK</b>	82.6	3.25	1.3	0.87	200	7.87

## uni 879 TAB-R-G4 Special Chains • Plastic



Side flexing



38.1 mm (1.50 in.)



See page 14

Rubber material:



**SS304** See page 13



200 mm (7.87 in.)



See page 114



See page 123



See curve catalogue



See curve catalogue



See curve catalogue



3.048 m = 10 ft  
No. of links/box: 80



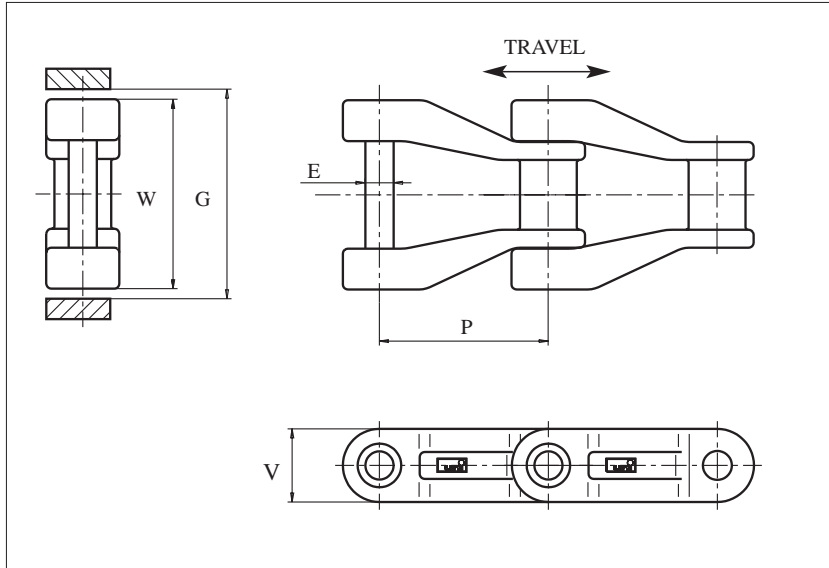
2250 N (506 lbf)



The uni NH78 chain is a typical straight running crate conveyor chain.

The uni NH78 chain is designed to run in both directions.

The uni NH78 chain is very suitable, where wearability and chain strength demands are very high.



	mm	in.		mm	in.
<b>E</b>	11.0	0.43	<b>P</b>	66.3	2.61
<b>G</b>	78.0	3.07	<b>V</b>	28.6	1.13

All dimensions are for POM-chains.

Items with **bolded** uni reference numbers are standard.  
 Items with uni reference numbers in *italic* are available on a made-to-order basis.

	uni reference no.							pin		pin fixing	width W		weight	
	POM-D	POM-LF	PA6	GR	PA66GF	PA6GF	AR	mm	in.		mm	in.	kg/m	lb/ft
<b>uni NH78 T1</b>	35DNH78G	35LFNH78	<i>35PA6NH78K</i>					ø11	0.43	staked	74.0	2.91	2.1	1.41
<b>uni NH78 T2</b>				<i>35GR6NH78K</i>	<i>35PA66G30 NH78K</i>			ø11	0.43	staked	74.0	2.91	2.1	1.41
<b>uni NH78 T3</b>						<i>35PA6G25 NH78K</i>		ø10	0.39	staked (PE-sleeve)	74.0	2.91	2.1	1.41
<b>uni NH78 T4</b>						<i>35PAG25SP NH78K</i>		ø10	0.39	cotter-pin (PE-sleeve)	74.0	2.91	2.1	1.41
<b>uni NH78 T5</b>							<i>35ARNH78K</i>	ø11	0.43	staked	74.0	2.91	2.1	1.41

## uni NH78 Special Chains • Plastic

Straight running

66.3 mm (2.61 in.)

See page 14 and 15

**SS304** See page 13

75 mm (3.0 in.)

See page 115

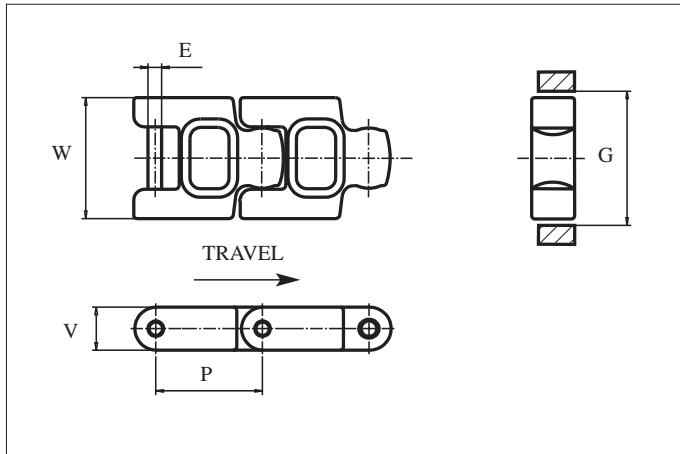
6.1 m = 20 ft  
No. of links/box: 92

uni NH78 T1: 9000 N\* (2023 lbf)  
 uni NH78 T2: 7000 N (1574 lbf)  
 uni NH78 T3 and T4: 6000 N (1349 lbf)  
 uni NH78 T5: 5000 N (1124 lbf)

\* For PA6 7000 N (1574 lbf)



uni 3200 is the classic straight running chain for heavy duty conveying at high speeds. It has been developed to meet the requirements of the poultry industry but is suitable for all kinds of applications where a strong, impact resistant chain is needed.











	mm	in.		mm	in.
<b>E</b>	6.4	0.25	<b>P</b>	50.8	2.00
<b>G</b>	59.5	2.34	<b>V</b>	20.3	0.80

All dimensions are for POM-chains.

Items with **bolded** uni reference numbers are standard.  
 Items with uni reference numbers in *italic* are available on a made-to-order basis.

	uni reference no.	width W		weight	
	<b>POM-I</b>	mm	in.	kg/m	lb/ft
<b>uni 3200</b>	<b>37D3200G</b>	57.2	2.25	1.3	0.87

## uni 3200 Special Chains • Plastic

-  Straight running
-  50.8 mm (2.00 in.)
-  See page 14
-  **SS304** See page 13
-  60 mm (2.4 in.)
-  See page 116
-  6.1 m = 20 ft  
No. of links/box: 120
-  3150 N (708 lbf)

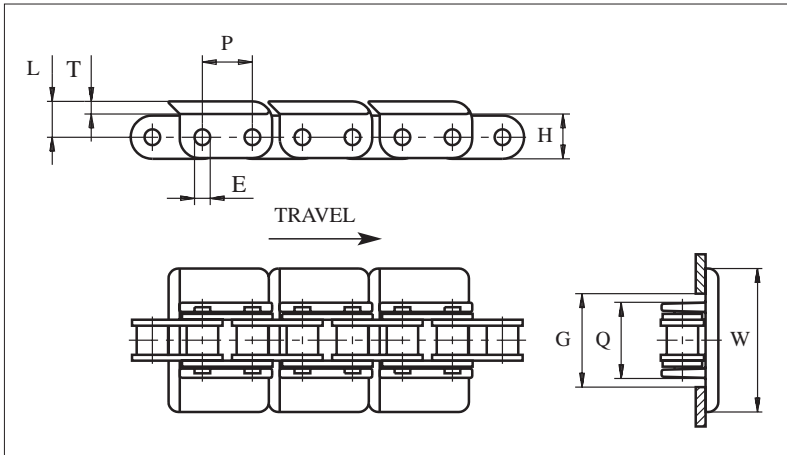
uni 3200 is also available as uni 3200 TAB.  
 Please see uni Flex page 80.



The uni 843 chain is designed with overlapping plastic flights assembled on a special roller chain with extended pins.

This is an advantage especially at high speeds, because it reduces the noise level. The Snap-On chains are very suitable for the food processing industry.

The uni 843 chain has a 0.50 in. pitch roller base chain and the plastic flights can be supplied in widths from 25.4 mm (1.00 in.) to 82.6 mm (3.25 in.).



	mm	in.		mm	in.
<b>E</b>	4.0	0.16	<b>P</b>	12.7	0.50
<b>G</b>	20.5	0.81	<b>Q</b>	19.1	0.75
<b>H</b>	11.5	0.45	<b>T</b>	3.2	0.13
<b>L</b>	9.1	0.36	-	-	-

All dimensions are for POM-chains.

Items with **bolded** uni reference numbers are standard.

Items with uni reference numbers in *italic* are available on a made-to-order basis.

Base chain	uni reference no.		base chain	uni reference no.		width W		weight	
	<b>POM-D</b>	<b>POM-LF</b>		<b>POM-D</b>	<b>POM-LF</b>	mm	in.	kg/m	lb/ft
uni 843-K100	<i>40D843K100G</i>	<i>40LF843K100</i>	uni 843SS-K100	<i>40D843SSK100G</i>	<i>40LF843SSK100</i>	25.4	1.00	0.8	0.54
uni 843-K138	<b>40D843K138G</b>	<b>40LF843K138</b>	uni 843SS-K138	<b>40D843SSK138G</b>	<b>40LF843SSK138</b>	34.9	1.37	0.8	0.54
uni 843-K144	<i>40D843K144G</i>	<i>40LF843K144</i>	uni 843SS-K144	<i>40D843SSK144G</i>	<i>40LF843SSK144</i>	36.4	1.43	0.8	0.54
uni 843-K175	<i>40D843K175G</i>	<i>40LF843K175</i>	uni 843SS-K175	<i>40D843SSK175G</i>	<i>40LF843SSK175</i>	44.4	1.75	0.8	0.54
uni 843-K200	<b>40D843K200G</b>	<b>40LF843K200</b>	uni 843SS-K200	<b>40D843SSK200G</b>	<b>40LF843SSK200</b>	50.8	2.00	0.9	0.60
uni 843-K250	<i>40D843K250G</i>	<i>40LF843K250</i>	uni 843SS-K250	<i>40D843SSK250G</i>	<i>40LF843SSK250</i>	63.5	2.50	0.9	0.60
*uni 843-K325	<b>40D843K325G</b>	<b>40LF843K325</b>	uni 843SS-K325	<b>40D843SSK325G</b>	<b>40LF843SSK325</b>	82.6	3.25	1.0	0.67

## uni 843 Snap-On Chains • Plastic



Straight running



12.7 mm (0.50 in.)



See page 14



100 mm (3.9 in.)



See page 124



See page 103



6.096 m = 20 ft  
No. of links/box: 480  
No. of flights/box: 240

\* uni 843-K325 3.048 m = 10 ft  
No. of links/box: 240  
No. of flights/box: 120



uni 843: 2000 N (450 lbf)  
uni 843SS: 1500 N (340 lbf)



The uni SK843 chain is designed with plastic flights assembled on a special roller chain with extended pins.

This is an advantage especially at high speeds, because it reduces the noise level. The Snap-On chains are very suitable for the food processing industry.

The uni SK843 can run in both directions.

The uni SK843 chain has a 0.50 in. roller base chain and the plastic flights can be supplied in the following widths: 34.9 mm (1.37 in.) and 50.8 mm (2.00 in.).

## uni SK843 Snap-On Chains • Plastic



Straight running



12.7 mm (0.50 in.)



See page 14



K138: 250 mm (9.8 in.)  
K200: 150 mm (5.9 in.)



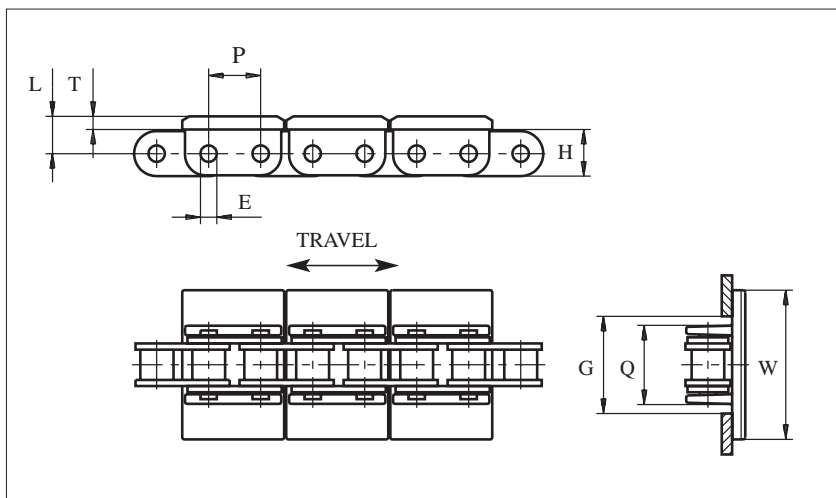
See page 124



3.048 m = 10 ft  
No. of links/box: 240  
No. of flights/box: 120



uni SK843: 2000 N (450 lbf)  
uni SK843SS: 1500 N (340 lbf)



	mm	in.		mm	in.
<b>E</b>	4.0	0.16	<b>P</b>	12.7	0.50
<b>G</b>	20.5	0.81	<b>Q</b>	19.1	0.75
<b>H</b>	11.5	0.45	<b>T</b>	3.2	0.13
<b>L</b>	9.1	0.36	-	-	-

All dimensions are for POM-chains.

Items with **bolded** uni reference numbers are standard.

Items with uni reference numbers in *italic* are available on a made-to-order basis.

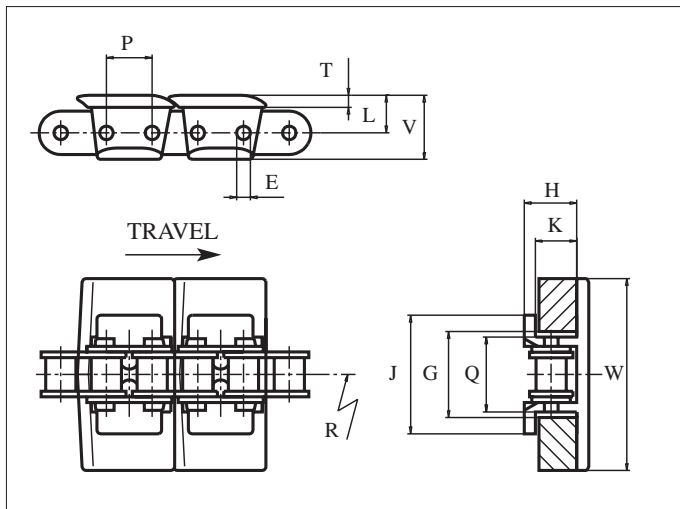
base chain	uni reference no.		base chain	uni reference no.		width W		weight	
	<b>POM-D</b>	<b>POM-LF</b>		<b>POM-D</b>	<b>POM-LF</b>	mm	in.	kg/m	lb/ft
<b>uni SK843-K138</b>	40DSK843K138G	40LFSK843K138	<b>uni SK843SS-K138</b>	40DSK843SSK138G	40LFSK843SSK138	34.9	1.37	0.9	0.60
<b>uni SK843-K200</b>	40DSK843K200G	40LFSK843K200	<b>uni SK843SS-K200</b>	40DSK843SSK200G	40LFSK843SSK200	50.8	2.00	0.9	0.60



The side flexing uni 1843 Snap-On chain is designed with overlapping plastic flights assembled on a special roller chain with extended pins.

This is an advantage especially at high speeds, because it reduces the noise level. The Snap-On chains are very suitable for the food industry.

The uni 1843 chain has a 0.50 in. pitch side flexing roller base chain and the plastic flights can be supplied in widths from 31.5 mm (1.25 in.) to 82.6 mm (3.25 in.).



	mm	in.		mm	in.
<b>E</b>	3.6	0.14	<b>L</b>	9.3	0.37
<b>G</b>	22.0	0.87	<b>P</b>	12.7	0.50
<b>H</b>	13.8	0.54	<b>Q</b>	19.8	0.78
<b>J</b>	31.4	1.24	<b>T</b>	3.3	0.13
<b>K</b>	10.8	0.43	<b>V</b>	17.1	0.67

All dimensions are for POM-chains.

Items with **bolded** uni reference numbers are standard.  
 Items with uni reference numbers in *italic* are available on a made-to-order basis.

Base chain	uni reference no.		Base chain	uni reference no.		width W		weight		min. radius R	
	<b>POM-D</b>	<b>POM-LF</b>		<b>POM-D</b>	<b>POM-LF</b>	mm	in.	kg/m	lb/ft	mm	in.
uni 1843-K125	<b>40D1843K125G</b>	<b>40LF1843K125</b>	uni 1843SS-K125	<b>40D1843SSK125G</b>	<b>40LF1843SSK125</b>	31.5	1.25	0.8	0.54	254	10.00
uni 1843-K150	<b>40D1843K150G</b>	<b>40LF1843K150</b>	uni 1843SS-K150	<b>40D1843SSK150G</b>	<b>40LF1843SSK150</b>	37.9	1.50	0.9	0.60	254	10.00
uni 1843-K200	<b>40D1843K200G</b>	<b>40LF1843K200</b>	uni 1843SS-K200	<b>40D1843SSK200G</b>	<b>40LF1843SSK200</b>	50.6	2.00	0.9	0.60	254	10.00
uni 1843-K325	<b>40D1843K325G</b>	<b>40LF1843K325</b>	uni 1843SS-K325	<b>40D1843SSK325G</b>	<b>40LF1843SSK325</b>	82.6	3.25	1.0	0.67	254	10.00

## uni 1843 Snap-On Chains • Plastic



Side flexing



12.7 mm (0.50 in.)



See page 14



155 mm (6.1 in.)



See page 124



See curve catalogue



See curve catalogue



3.048 m = 10 ft  
 No. of links/box: 240  
 No. of flights/box: 120

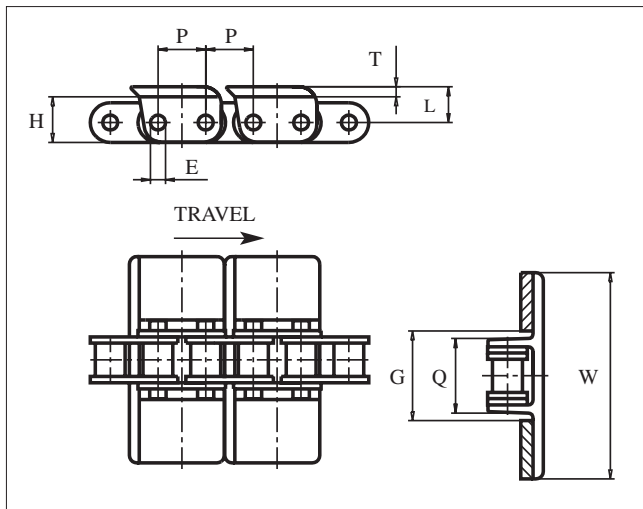


2000 N (450 lbf)



The straight running uni 863 chains are designed with overlapping plastic flights assembled on a special roller chain with extended pins. This is an advantage especially at high speeds, because it reduces the noise level. The Snap-On chains are very suitable for the food processing industry.

The uni 863 chain has a 0.75 in. pitch straight running roller base chain. The plastic flights can be supplied in widths from 44.5 mm (1.75 in.) to 190.5 mm (7.50 in.). The uni 863 chain has far the best straight running properties compared to the uni 963 chain.











	mm	in.		mm	in.
<b>E</b>	6.0	0.24	<b>P</b>	19.1	0.75
<b>G</b>	36.5	1.44	<b>Q</b>	30.5	1.20
<b>H</b>	18.6	0.73	<b>T</b>	4.0	0.16
<b>L</b>	14.3	0.56	-	-	-

All dimensions are for POM-chains.

Items with **bolded** uni reference numbers are standard.  
 Items with uni reference numbers in *italic* are available on a made-to-order basis.

Base chain	uni reference no.		base chain	uni reference no.		width W		weight	
	<b>POM-D</b>	<b>POM-LF</b>		<b>POM-D</b>	<b>POM-LF</b>	mm	in.	kg/m	lb/ft
uni 863-K175	<b>42D863K175G</b>	<i>42LF863K175</i>	uni 863SS-K175	<b>42D863SSK175G</b>	<i>42LF863SSK175</i>	44.5	1.75	1.9	1.28
uni 863-K250	<i>42D863K250G</i>	<b>42LF863K250</b>	uni 863SS-K250	<i>42D863SSK250G</i>	<b>42LF863SSK250</b>	63.5	2.50	2.0	1.35
uni 863-K325	<b>42D863K325G</b>	<b>42LF863K325</b>	uni 863SS-K325	<b>42D863SSK325G</b>	<b>42LF863SSK325</b>	82.6	3.25	2.1	1.41
uni 863-K450	<b>42D863K450G</b>	<b>42LF863K450</b>	uni 863SS-K450	<b>42D863SSK450G</b>	<b>42LF863SSK450</b>	114.3	4.50	2.3	1.55
uni 863-K600	<b>42D863K600G</b>	<i>42LF863K600</i>	uni 863SS-K600	<b>42D863SSK600G</b>	<i>42LF863SSK600</i>	152.4	6.00	2.5	1.68
uni 863-K750	<b>42D863K750G</b>	<b>42LF863K750</b>	uni 863SS-K750	<b>42D863SSK750G</b>	<b>42LF863SSK750</b>	190.5	7.50	2.7	1.80

## uni 863 Snap-On Chains • Plastic

-  Straight running
-  19.1 mm (0.75 in.)
-  See page 14
-  150 mm (5.9 in.)
-  See page 124
-  See page 104
-  3.048 m = 10 ft  
No. of links/box: 160  
No. of flights/box: 80
-  uni 863: 5500 N (1200 lbf)  
uni 863SS: 2700 N (600 lbf)



uni 863 TAB chains are designed with overlapping plastic flights assembled on a special roller chain with extended pins. This is an advantage especially at high speeds, because it reduces the noise level. The Snap-On chains are very suitable for the food processing industry. The uni 863 TAB chain has a 0.75 in. pitch straight running roller base chain. The plastic flights can be supplied in widths from 63.5 mm (2.50 in.) to 254.0 mm (10.00 in.). The uni 863 TAB chain has far better straight running properties compared to the uni 963.

## uni 863 TAB Snap-On Chains • Plastic



Straight running



19.1 mm (0.75 in.)



See page 14



150 mm (5.9 in.)



See page 124



See curve catalogue



See curve catalogue



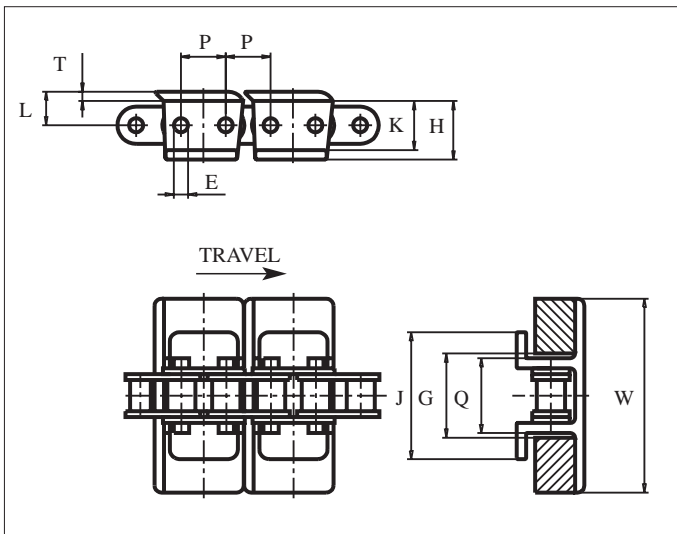
See page 104



3.048 m = 10 ft  
No. of links/box: 160  
No. of flights/box: 80



uni 863 TAB: 5500 N (1200 lbf)  
uni 863SSTAB: 2700 N (600 lbf)



	mm	in.		mm	in.
<b>E</b>	6.0	0.24	<b>L</b>	14.3	0.56
<b>G</b>	34.9	1.37	<b>P</b>	19.1	0.75
<b>H</b>	25.1	0.99	<b>Q</b>	31.9	1.25
<b>K</b>	20.9	0.82	<b>T</b>	4.0	0.16

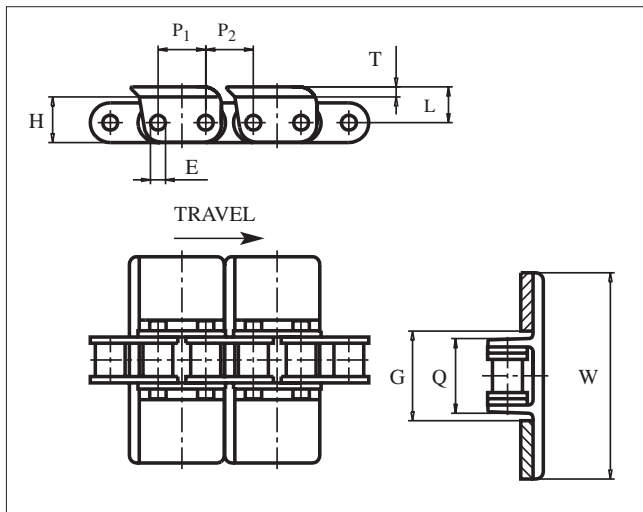
All dimensions are for POM-chains.

Items with **bolded** uni reference numbers are standard.  
Items with uni reference numbers in *italic* are available on a made-to-order basis.

Base chain	uni reference no.		base chain	uni reference no.		width W		weight	
	<b>POM-D</b>	<b>POM-LF</b>		<b>POM-D</b>	<b>POM-LF</b>	mm	in.	kg/m	lb/ft
uni 863 TAB-K250	<i>42D863TK0250G</i>	<i>42LF863TK0250</i>	<b>uni 863SS TAB-K250</b>	<i>42D863SSTK0250G</i>	<i>42LF863SSTK0250</i>	63.5	2.50	2.1	1.41
uni 863 TAB-K325	<b>42D863TK0325G</b>	<i>42LF863TK0325</i>	<b>uni 863SS TAB-K325</b>	<b>42D863SSTK0325G</b>	<i>42LF863SSTK0325</i>	82.6	3.25	2.2	1.48
uni 863 TAB-K450	<b>42D863TK0450G</b>	<b>42LF863TK0450</b>	uni 863SS TAB-K450	<b>42D863SSTK0450G</b>	<b>42LF863SSTK0450</b>	114.3	4.50	2.4	1.61
uni 863 TAB-K500	<i>42D863TK0500G</i>	<i>42LF863TK0500</i>	<b>uni 863SS TAB-K500</b>	<i>42D863SSTK0500G</i>	<i>42LF863SSTK0500</i>	127.0	5.00	2.4	1.61
uni 863 TAB-K1000	<b>42D863TK1000G</b>	<b>42LF863TK1000</b>	uni 863SS TAB-K1000	<b>42D863SSTK1000G</b>	<b>42LF863SSTK1000</b>	254.0	10.00	3.2	2.15



The straight running uni 963 chains are designed with overlapping plastic flights assembled on a special roller chain with extended pins. This is an advantage especially at high speeds, because it reduces the noise level. The Snap-On chains are very suitable for the food processing industry. The uni 963 chain has a 0.75 in. pitch side flexing roller base chain. The plastic flights can be supplied in widths from 82.6 mm (3.25 in.) to 190.5 mm (7.50 in.). The uni 863 chain has far the best straight running properties compared to the uni 963 chain.











	mm	in.		mm	in.
<b>E</b>	5.1	0.20	<b>P<sub>1</sub></b>	18.1	0.71
<b>G</b>	36.5	1.44	<b>P<sub>2</sub></b>	20.1	0.79
<b>H</b>	18.6	0.73	<b>Q</b>	30.5	1.20
<b>L</b>	14.3	0.56	<b>T</b>	4.0	0.16

All dimensions are for POM-chains.

Items with **bolded** uni reference numbers are standard.  
 Items with uni reference numbers in *italic* are available on a made-to-order basis.

Base chain	uni reference no.		base chain	uni reference no.		width W		weight	
	<b>POM-D</b>	<b>POM-LF</b>		<b>POM-D</b>	<b>POM-LF</b>	mm	in.	kg/m	lb/ft
uni 963-K325	44D963K0325G	44LF963K0325	uni 963SS-K325	44D963SSK0325G	44LF963SSK0325	82.6	3.25	2.1	1.41
uni 963-K450	44D963K0450G	44LF963K0450	uni 963SS-K450	44D963SSK0450G	44LF963SSK0450	114.3	4.50	2.3	1.55
uni 963-K600	<i>44D963K0600G</i>	<i>44LF963K0600</i>	uni 963SS-K600	<i>44D963SSK0600G</i>	<i>44LF963SSK0600</i>	152.4	6.00	2.5	1.68
uni 963-K750	44D963K0750G	44LF963K0750	uni 963SS-K750	44D963SSK0750G	44LF963SSK0750	190.5	7.50	2.7	1.81

## uni 963 Snap-On Chains • Plastic

-  Straight running
-  19.1 mm (0.75 in.)
-  See page 14
-  150 mm (5.9 in.)
-  See page 124
-  See page 104
-  6.096 m = 20 ft  
No. of links/box: 160  
No. of flights/box: 80
-  uni 963: 4000 N (900 lbf)  
uni 963SS: 2000 N (450 lbf)



uni 963 TAB chains are designed with overlapping plastic flights assembled on a special roller chain with extended pins. This is an advantage especially at high speeds, because it reduces the noise level. The Snap-On chains are very suitable for the food processing industry. The uni 963 TAB chain has a 0.75 in. pitch side flexing roller base chain. The plastic flights can be supplied in widths from 63.5 mm (2.50 in.) to 254.0 mm (10.00 in.). The uni 863 TAB chain has far the best straight running properties compared to uni 963 TAB.

## uni 963 TAB Snap-On Chains • Plastic



Straight running



19.1 mm (0.75 in.)



See page 14



150 mm (5.9 in.)



See page 124



See curve catalogue



See curve catalogue



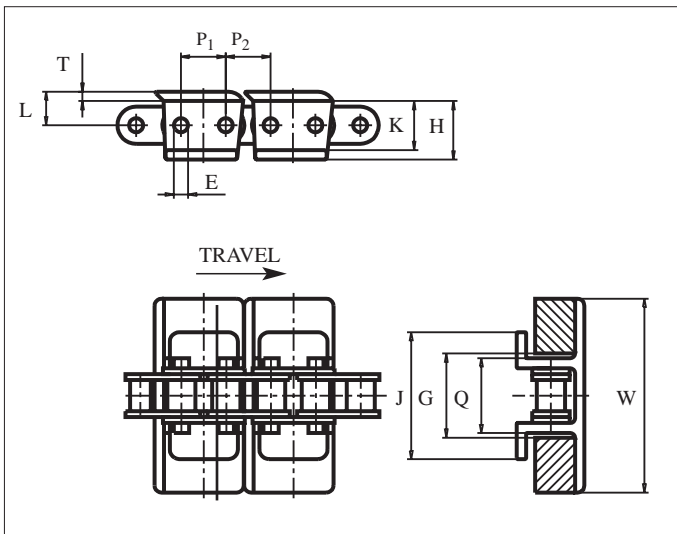
See page 104



6.096 m = 20 ft  
No. of links/box: 160  
No. of flights/box: 80



uni 963 TAB: 4000 N (900 lbf)  
uni 963SS TAB: 2000 N (450 lbf)



	mm	in.		mm	in.
<b>E</b>	5.1	0.20	<b>L</b>	14.3	0.56
<b>G</b>	34.9	1.37	<b>P<sub>1</sub></b>	18.1	0.71
<b>H</b>	25.1	0.99	<b>P<sub>2</sub></b>	20.1	0.79
<b>J</b>	50.8	2.00	<b>Q</b>	31.9	1.25
<b>K</b>	20.9	0.82	<b>T</b>	4.0	0.16

All dimensions are for POM-chains.

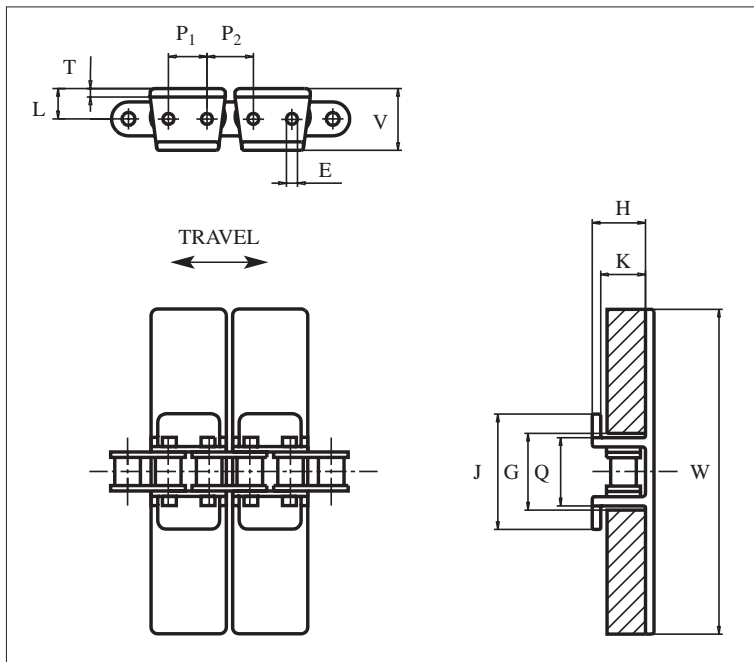
Items with **bolded** uni reference numbers are standard.  
Items with uni reference numbers in *italic* are available on a made-to-order basis.

Base chain	uni reference no.		base chain	uni reference no.		width W		weight	
	<b>POM-D</b>	<b>POM-LF</b>		<b>POM-D</b>	<b>POM-LF</b>	mm	in.	kg/m	lb/ft
uni 963 TAB-K250	<i>44D963TK0250G</i>	<i>44LF963TK0250</i>	uni <b>963SS</b> TAB-K250	<i>44D963SSTK0250G</i>	<i>44LF963SSTK0250</i>	63.5	2.50	2.1	1.41
uni 963 TAB-K325	<i>44D963TK0325G</i>	<i>44LF963TK0325</i>	uni <b>963SS</b> TAB-K325	<i>44D963SSTK0325G</i>	<i>44LF963SSTK0325</i>	82.6	3.25	2.2	1.48
uni 963 TAB-K450	<i>44D963TK0450G</i>	<i>44LF963TK0450</i>	uni <b>963SS</b> TAB-K450	<i>44D963SSTK0450G</i>	<i>44LF963SSTK0450</i>	114.3	4.50	2.4	1.61
uni 963 TAB-K500	<i>44D963TK0500G</i>	<i>44LF963TK0500</i>	uni <b>963SS</b> TAB-K500	<i>44D963SSTK0500G</i>	<i>44LF963SSTK0500</i>	127.0	5.00	2.4	1.61
uni 963 TAB-K1000	<i>44D963TK1000G</i>	<i>44LF963TK1000</i>	uni <b>963SS</b> TAB-K1000	<i>44D963SSTK1000G</i>	<i>44LF963SSTK1000</i>	254.0	10.00	3.2	2.15



The uni 1873 ST chain is designed with plastic flights with tabs assembled on a special roller chain with extended pins. This is an advantage especially at high speeds, because it reduces the noise level. The Snap-On chains are very suitable for the food processing industry. The uni 1873 ST is a bi-directional chain.

The uni 1873 ST chain has a 0.75 in. pitch roller base chain and the plastic flights can be supplied in widths from 82.6 mm (3.25 in.) to 152.6 mm (6.00 in.).



	mm	in.		mm	in.
<b>E</b>	5.1	0.20	<b>P<sub>1</sub></b>	18.1	0.71
<b>G</b>	34.9	1.37	<b>P<sub>2</sub></b>	20.1	0.79
<b>H</b>	25.0	0.98	<b>Q</b>	31.8	1.25
<b>J</b>	54.4	2.14	<b>T</b>	4.0	0.16
<b>L</b>	14.3	0.56	<b>V</b>	29.0	1.14

All dimensions are for POM-chains.

Items with **bolded** uni reference numbers are standard.  
Items with uni reference numbers in *italic* are available on a made-to-order basis.

Base chain	uni reference no.		base chain	uni reference no.		width W		weight	
	<b>POM-D</b>	<b>POM-LF</b>		<b>POM-D</b>	<b>POM-LF</b>	mm	in.	kg/m	lb/ft
uni 1873 ST-K325	<i>41D1873STK0325G</i>	<b>41LF1873STK0325</b>	uni 1873 ST SS-K325	<i>41D1873STSSK0325G</i>	<b>41LF1873STSSK0325</b>	82.6	3.25	2.2	1.48
uni 1873 ST-K450	<b>41D1873STK0450G</b>	<b>41LF1873STK0450</b>	uni 1873 ST SS-K450	<b>41D1873STSSK0450G</b>	<b>41LF1873STSSK0450</b>	114.3	4.50	2.4	1.61
uni 1873 ST-K600	<b>41D1873STK0600G</b>	<b>41LF1873STK0600</b>	uni 1873 ST SS-K600	<b>41D1873STSSK0600G</b>	<b>41LF1873STSSK0600</b>	152.4	6.00	2.6	1.75

## uni 1873 ST Snap-On Chains • Plastic



Straight running



19.1 mm (0.75 in.)



See page 14



150 mm (5.9 in.)



See page 124



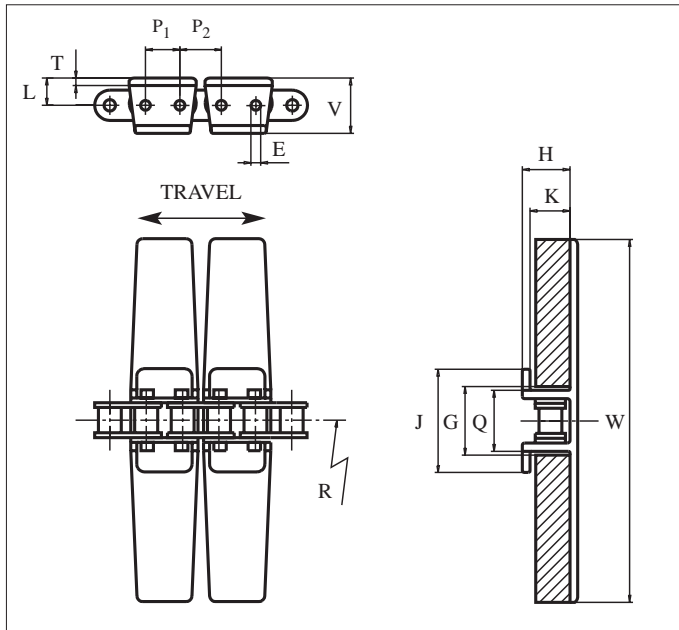
3.048 m = 10 ft  
No. of links/box: 160  
No. of flights/box: 80



uni 1873 ST: 4000 N (900 lbf)  
uni 1873 ST SS: 2000 N (450 lbf)



The uni 1873 chain is a side flexing Snap-On chain designed with plastic flights assembled on a special roller chain with extended pins. This is an advantage especially for high speeds, because it reduces the noise level. The Snap-On chains are very suitable for the food processing industry. The uni 1873 chain has a 0.75 in. pitch side flexing roller base chain and the plastic flights can be supplied in widths from 57.2 mm (2.25 in.) to 304.8 mm (12.00 in.).



	mm	in.		mm	in.		mm	in.
<b>E</b>	5.1	0.20	<b>K</b>	21.0	0.83	<b>Q</b>	31.8	1.25
<b>G</b>	34.9	1.37	<b>L</b>	14.3	0.56	<b>T</b>	4.0	0.16
<b>H</b>	25.0	0.98	<b>P<sub>1</sub></b>	18.1	0.71	<b>V</b>	29.0	1.14
<b>J</b>	54.4	2.14	<b>P<sub>2</sub></b>	20.1	0.79	-	-	-

All dimensions are for POM-chains.

Items with bolded uni reference numbers are standard.  
Items with uni reference numbers in italic are available on a made-to-order basis.

Base chain	uni reference no.		base chain	uni reference no.		width W		weight		min. radius R	
	<b>POM-D</b>	<b>POM-LF</b>		<b>POM-D</b>	<b>POM-LF</b>	mm	in.	kg/m	lb/ft	mm	in.
uni 1873-K225	<i>41D1873K0225G</i>	<i>41LF1873K0225</i>	uni 1873 SS-K225	<i>41D1873SSK0225G</i>	<i>41LF1873SSK0225</i>	57.2	2.25	2.0	1.34	356	14.02
uni 1873-K250	<i>41D1873K0250G</i>	<i>41LF1873K0250</i>	uni 1873 SS-K250	<i>41D1873SSK0250G</i>	<i>41LF1873SSK0250</i>	63.5	2.50	2.0	1.34	356	14.02
uni 1873-K325	<b>41D1873K0325G</b>	<b>41LF1873K0325</b>	uni 1873 SS-K325	<b>41D1873SSK0325G</b>	<b>41LF1873SSK0325</b>	82.6	3.25	2.1	1.41	356	14.02
uni 1873-K450	<b>41D1873K0450G</b>	<b>41LF1873K0450</b>	uni 1873 SS-K450	<b>41D1873SSK0450G</b>	<b>41LF1873SSK0450</b>	114.3	4.50	2.3	1.55	356	14.02
uni 1873-K600	<b>41D1873K0600G</b>	<b>41LF1873K0600</b>	uni 1873 SS-K600	<b>41D1873SSK0600G</b>	<b>41LF1873SSK0600</b>	152.4	6.00	2.4	1.61	457	17.99
uni 1873-K750	<b>41D1873K0750G</b>	<b>41LF1873K0750</b>	uni 1873 SS-K750	<b>41D1873SSK0750G</b>	<b>41LF1873SSK0750</b>	190.5	7.50	2.6	1.75	457	17.99
uni 1873-K1000	<b>41D1873K1000G</b>	<b>41LF1873K1000</b>	uni 1873 SS-K1000	<b>41D1873SSK1000G</b>	<b>41LF1873SSK1000</b>	254.0	10.00	2.8	1.88	457	17.99
uni 1873-K1200	<b>41D1873K1200G</b>	<b>41LF1873K1200</b>	uni 1873 SS-K1200	<b>41D1873SSK1200G</b>	<b>41LF1873SSK1200</b>	304.8	12.00	3.0	2.02	457	17.99

## uni 1873 Snap-On Chains • Plastic

- Side flexing
- 19.1 mm (0.75 in.)
- See page 14
- 150 mm (5.9 in.)
- See page 124
- See curve catalogue
- See curve catalogue
- See page 105
- 3.048 m = 10 ft  
No. of links/box: 160  
No. of flights/box: 80
- uni 1873: 4000 N (900 lbf)  
uni 1873SS: 2000 N (450 lbf)



uni 1873 SE is designed with plastic flights assembled on a special roller chain with extended pins. This is an advantage especially at high speeds, because it reduces the noise level. The Snap-On chains are very suitable for the food processing industry. The uni 1873 SE chain is designed with a rib on the surface of the flights. The uni 1873 chain has a 0.75 in. pitch side flexing roller base chain and the plastic flights can be supplied in width 304.8 mm (12.00 in.).

## uni 1873 SE Snap-On Chains • Plastic



Side flexing



19.1 mm (0.75 in.)



See page 14



150 mm (5.9 in.)



See page 124



See curve catalogue



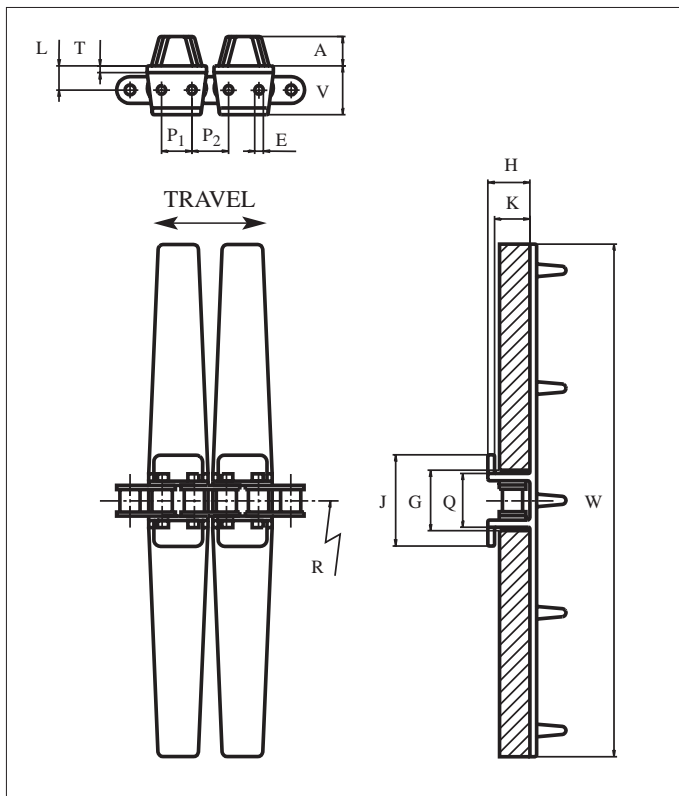
See curve catalogue



3.048 m = 10 ft  
No. of links/box: 160  
No. of flights/box: 80



uni 1873 SE: 4000 N (900 lbf)  
uni 1873SE SS: 2000 N (450 lbf)



	mm	in.		mm	in.		mm	in.
<b>A</b>	14.4	2.14	<b>J</b>	54.4	2.14	<b>P<sub>2</sub></b>	20.1	0.79
<b>E</b>	5.1	0.20	<b>K</b>	21.0	0.83	<b>Q</b>	31.8	1.25
<b>G</b>	34.9	1.37	<b>L</b>	14.3	0.56	<b>T</b>	4.0	0.16
<b>H</b>	25.0	0.98	<b>P<sub>1</sub></b>	18.1	0.71	<b>V</b>	29.0	1.14

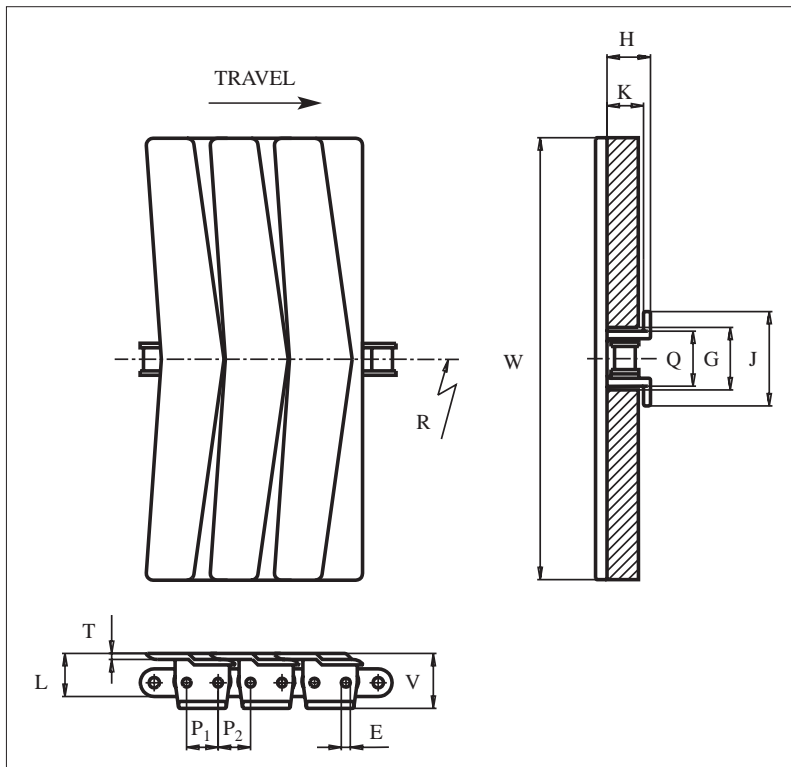
All dimensions are for POM-chains.

Items with bolded uni reference numbers are standard.  
Items with uni reference numbers in italic are available on a made-to-order basis.

Base chain	uni reference no.	base chain	uni reference no.		width W		weight		min. radius R	
					mm	in.	kg/m	lb/ft	mm	in.
steel	<b>POM-D</b>	stainless steel	<b>POM-D</b>	<b>POM-D</b>						
uni 1873 SE-K1200	<i>41D1873K1200SEG</i>	uni 1873 SS SE-K1200	<i>41D1873SSK1200SEW</i>	<i>41D1873SSK1200SEG</i>	304.8	12.00	3.5	2.35	457	17.99



The uni 3873 chain is a side flexing Snap-On chain designed with overlapping flights assembled on a special roller chain with extended pins. This is an advantage especially at high speeds, because it reduces the noise level. The Snap-On chains are very suitable for the food processing industry. The overlapping flights are an advantage where personnel work at the conveyor e.g. for tray conveyors etc. The overlapping flights ensure there are no vertical gaps between the flights. Thus nothing can get caught between the flights.













	mm	in.		mm	in.		mm	in.
<b>E</b>	5.1	0.20	<b>K</b>	21.0	0.83	<b>Q</b>	31.8	1.25
<b>G</b>	34.9	1.37	<b>L</b>	16.6	0.65	<b>T</b>	4.0	0.16
<b>H</b>	24.9	0.98	<b>P<sub>1</sub></b>	18.1	0.71	<b>V</b>	29.0	1.14
<b>J</b>	54.2	2.13	<b>P<sub>2</sub></b>	20.1	0.79	-	-	-


All dimensions are for POM-chains.

Items with bolded uni reference numbers are standard.  
Items with uni reference numbers in italic are available on a made-to-order basis.

Base chain	uni reference no.		base chain	uni reference no.		width W		weight		min. radius R	
	steel	POM-D		POM-LF	stainless steel	POM-D	POM-LF	mm	in.	kg/m	lb/ft
uni 3873-K1000	43D3873K1000G	43LF3873K1000	uni 3873SS-K1000	43D3873SSK1000G	43LF3873SSK1000	254.0	10.00	3.5	2.35	356	14.02

## uni 3873 Snap-On Chains • Plastic

-  Side flexing
-  19.1 mm (0.75 in.)
-  See page 14
-  150 mm (5.9 in.)
-  See page 124
-  See curve catalogue
-  See curve catalogue
-  See page 105
-  3.048 m = 10 ft  
No. of links/box: 160  
No. of flights/box: 80
-  uni 3873: 4000 N (900 lbf)  
uni 3873SS: 2000 N (450 lbf)

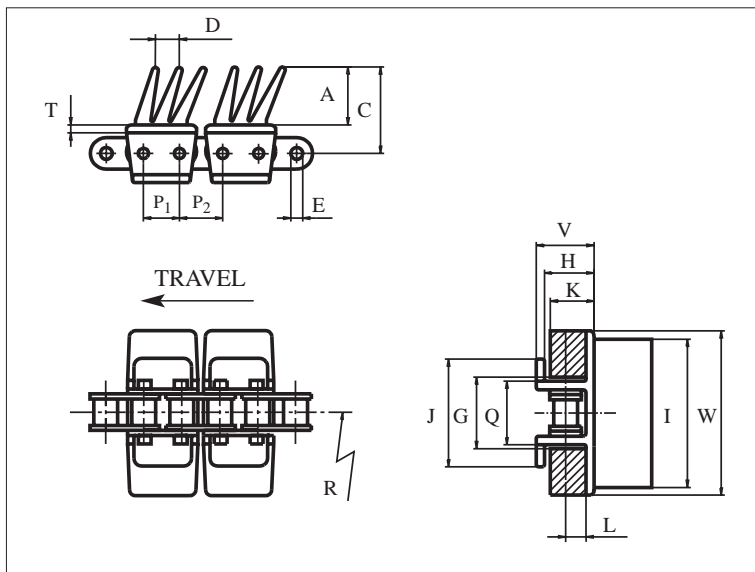


The uni Grip chain is designed for vertical conveyors where the items are conveyed between two uni Grip chains.  
The uni Grip is a uni 1873 chain supplied with moulded rubber inserts.

The main application for uni Grip 1873-G3 is vertical conveying of cans or bottles (containers).

The flights for the uni 1873-G3 chain are the Snap-On type. The uni Grip chains have a 0.75 in. pitch side flexing roller base chain.

The recommended temperature area for the uni Grip chain is -40 to +80°C (-40 to +176°F).



	mm	in.		mm	in.		mm	in.
<b>A</b>	29.0	1.14	<b>H</b>	24.9	0.98	<b>P<sub>1</sub></b>	18.1	0.71
<b>C</b>	44.3	1.74	<b>I</b>	75	2.95	<b>P<sub>2</sub></b>	20.1	0.79
<b>D</b>	12.0	0.47	<b>J</b>	54.4	2.14	<b>Q</b>	31.8	1.25
<b>E</b>	5.1	0.20	<b>K</b>	20.6	0.81	<b>T</b>	5.0	0.20
<b>G</b>	34.9	1.37	<b>L</b>	10.3	0.41	<b>V</b>	30.0	1.18

All dimensions are for POM-chains.

Items with bolded uni reference numbers are standard.  
Items with uni reference numbers in italic are available on a made-to-order basis.

Base chain	uni reference no.		base chain	uni reference no.	
steel	<b>POM-D</b>	<b>POM-LF</b>	stainless steel	<b>POM-D</b>	<b>POM-LF</b>
<b>uni 1873-G3-K325</b>	<b>41D1873GG3PXK</b>	<b>41LF1873G3PXK</b>	<b>uni 1873SS-G3-K325</b>	<b>41D1873SSGG3PXK</b>	<b>41LF1873SSG3PXK</b>
<b>uni 1873-G3-K325</b>	<i>41D1873GG3SAW*</i>	<i>41LF1873G3SAW*</i>	<b>uni 1873SS-G3-K325</b>	<i>41D1873SSGG3SAW*</i>	<i>41LF1873SSG3SAW*</i>

\* See page 101

## uni Grip 1873-G3 Snap-On Chains • Plastic



Side flexing



19.1 mm (0.75 in.)



See page 14

Rubber code



See page 101



\* See page 101



150 mm (5.9 in.)



See page 124



See curve catalogue




See curve catalogue



3.048 m = 10 ft  
No. of links/box: 160  
No. of flights/box: 80



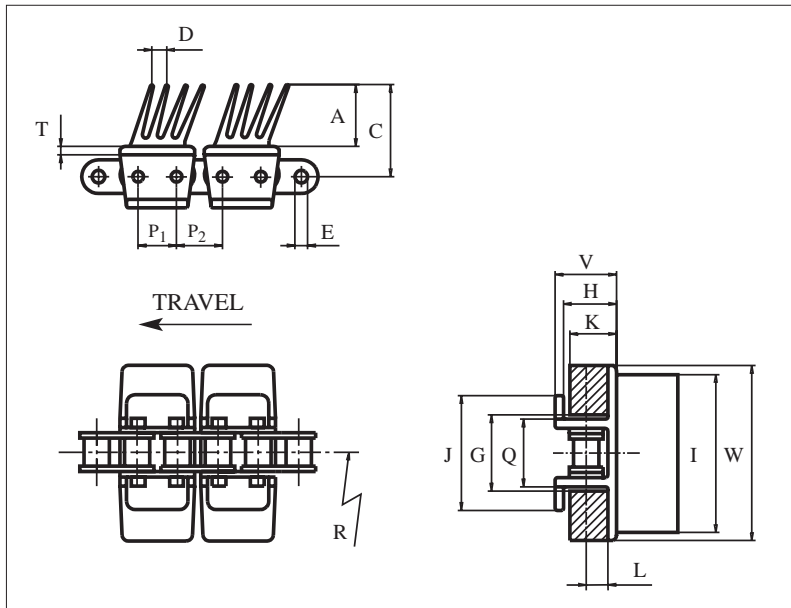
uni 1873: 4000 N (900 lbf)  
uni 1873SS: 2000 N (450 lbf)



The uni Grip chain is designed for vertical conveyors where the items are conveyed between two uni Grip links. The uni Grip is a uni 1873 chain supplied with moulded rubber inserts.

The main application for uni Grip 1873-G4 is vertical conveying of cans or bottles. The flights for the uni 1873-G4 chain are the Snap-On type. The uni Grip chains have a 0.75 in. pitch side flexing roller base chain.

The recommended temperature area for the uni Grip chain is -40 to +80°C (-40 to +176°F).



	mm	in.		mm	in.		mm	in.
<b>A</b>	29.0	1.14	<b>I (325)</b>	75.0	2.95	<b>P<sub>2</sub></b>	20.1	0.79
<b>C</b>	44.3	1.74	<b>I (450)</b>	106.0	4.17	<b>Q</b>	31.8	1.25
<b>D</b>	9.0	0.35	<b>J</b>	54.4	2.14	<b>T</b>	5.0	0.20
<b>E</b>	5.1	0.20	<b>K</b>	20.6	0.81	<b>V</b>	30.0	1.18
<b>G</b>	34.9	1.37	<b>L</b>	10.3	0.41	-	-	-
<b>H</b>	25.9	1.02	<b>P<sub>1</sub></b>	18.1	0.71	-	-	-










All dimensions are for POM-chains.


Items with bolded uni reference numbers are standard. Items with uni reference numbers in italic are available on a made-to-order basis.

Base chain	uni reference no.		base chain	uni reference no.		width W		weight		min. radius R	
	steel	POM-D		POM-LF	stainless steel	POM-D	POM-LF	mm	in.	kg/m	lb/ft
uni 1873-G4-K325	41D1873GG4PXK	41LF1873G4PXK	uni 1873SS-G4-K325	41D1873GG4PXK	41LF1873SSG4PXK	82.6	3.25	3.0	2.02	356	14.02
uni 1873-G4-K325	41D1873GG4SAW*	41LF1873G4SAW*	uni 1873SS-G4-K325	41D1873GG4SAW*	41LF1873SSG4SAW*	82.6	3.25	3.0	2.02	356	14.02
uni 1873-G4-K450	41D1873K0450GG4PXK	41LF1873K0450G4PXK	uni 1873SS-G4-K450	41D1873SSK0450GG4PXK	41LF1873SSK0450G4PXK	114.3	4.50	3.4	2.28	356	14.02

\* See page 101












## uni Grip 1873-G4 Snap-On Chains • Plastic

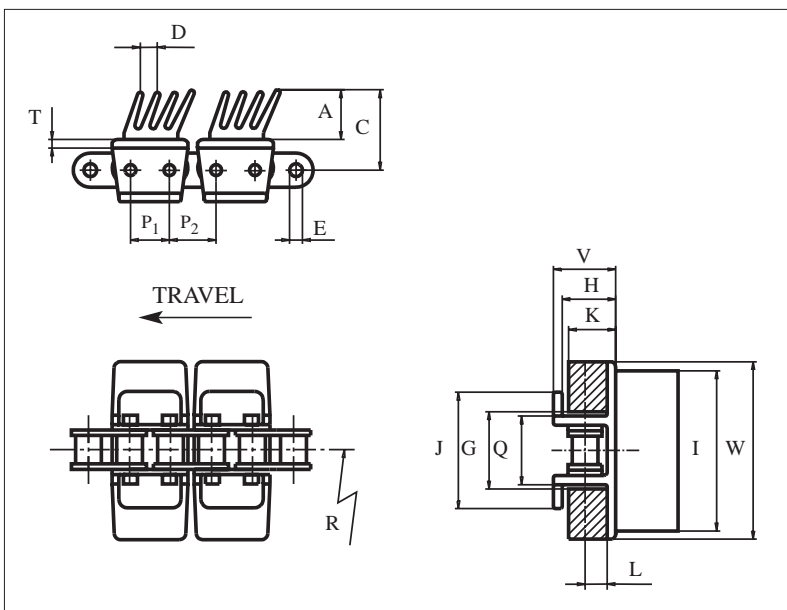
-  Side flexing
-  19.1 mm (0.75 in.)
-  See page 14
- Rubber code
  - 04K** See page 101
  - 01N** \* See page 101
-  150 mm (5.9 in.)
-  See page 124
-  See curve catalogue
-  See curve catalogue
-  3.048 m = 10 ft  
No. of links/box: 160  
No. of flights/box: 80
-  uni 1873: 4000 N (900 lbf)  
uni 1873SS: 2000 N (450 lbf)



The uni Grip chain is designed for vertical conveyors where the items are conveyed between two uni Grip links. The uni Grip is a uni 1873 chain supplied with moulded rubber inserts. The main application for uni Grip 1873-G4L is vertical conveying. The flights for the uni 1873-G4L chain are the Snap-On type. The uni Grip chains have a 0.75 in. pitch side flexing roller base chain. Compared to G4 the G4L is lower and therefore less flexible. The recommended temperature area for the uni Grip chain is -40 to +80°C (-40 to +176°F).

## uni Grip 1873-G4L Snap-On Chains • Plastic

-  Side flexing
-  19.1 mm (0.75 in.)
-  See page 14
- Rubber code**
-  See page 101
-  \* See page 101
-  150 mm (5.9 in.)
-  See page 124
-  See curve catalogue
-  See curve catalogue
-  3.048 m = 10 ft  
No. of links/box: 160  
No. of flights/box: 80
-  uni 1873: 4000 N (900 lbf)  
uni 1873SS: 2000 N (450 lbf)



	mm	in.		mm	in.		mm	in.
<b>A</b>	21.0	0.83	<b>H</b>	24.9	0.98	<b>P<sub>1</sub></b>	18.1	0.71
<b>C</b>	36.3	1.43	<b>I</b>	75	2.95	<b>P<sub>2</sub></b>	20.1	0.79
<b>D</b>	12.0	0.47	<b>J</b>	54.4	2.14	<b>Q</b>	31.8	1.25
<b>E</b>	5.1	0.20	<b>K</b>	20.6	0.81	<b>T</b>	5.0	0.20
<b>G</b>	34.9	1.37	<b>L</b>	10.3	0.41	<b>V</b>	30.0	1.18

All dimensions are for POM-chains.

Items with bolded uni reference numbers are standard.  
Items with uni reference numbers in italic are available on a made-to-order basis.

Base chain	uni reference no.		base chain	uni reference no.		width W		weight		min. radius R	
	<b>POM-D</b>	<b>POM-LF</b>		<b>POM-D</b>	<b>POM-LF</b>	mm	in.	kg/m	lb/ft	mm	in.
uni 1873-G4L-K325	<b>41D1873GG4LPXK</b>	<b>41LF1873G4LPXK</b>	uni 1873SS-G4L-K325	<b>41D1873SSGG4LPXK</b>	<b>41LF1873SSG4LPXK</b>	82.6	3.25	3.2	2.15	356	14.02
uni 1873-G4L-K325	<i>41D1873GG4LSAW*</i>	<i>41LF1873G4LSAW*</i>	uni 1873SS-G4L-K325	<i>41D1873SSGG4LSAW*</i>	<i>41LF1873SSG4LSAW*</i>	82.6	3.25	3.2	2.15	356	14.02

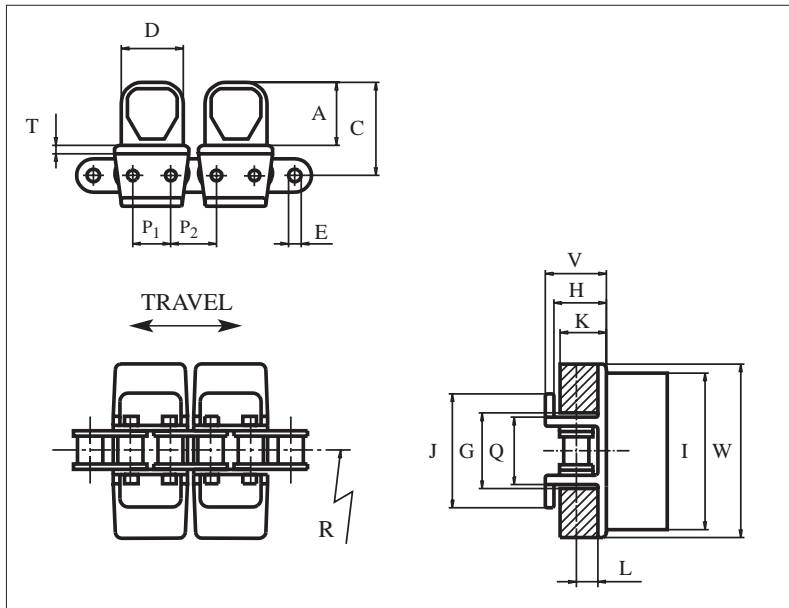
\* See page 101



The uni Grip chain 1873-D is designed for vertical conveyors where the items are conveyed between two uni Grip links. Main application for uni Grip 1873-D is vertical conveying of containers.

The flights for the uni 1873-D chain are the Snap-On type. The uni Grip chains have a 0.75 in. pitch side flexing roller base chain. The uni Grip 1873-D can run in both directions.

The recommended temperature area for the uni Grip chain is -40 to +80°C (-40 to +176°F).



	mm	in.		mm	in.		mm	in.
<b>A</b>	30.0	1.18	<b>H</b>	24.9	0.98	<b>P<sub>1</sub></b>	18.1	0.71
<b>C</b>	45.3	1.78	<b>I</b>	78.5	3.09	<b>P<sub>2</sub></b>	20.1	0.79
<b>D</b>	29.6	1.17	<b>J</b>	54.4	2.14	<b>Q</b>	31.8	1.25
<b>E</b>	5.1	0.20	<b>K</b>	20.6	0.81	<b>T</b>	5.0	0.20
<b>G</b>	34.9	1.37	<b>L</b>	10.3	0.41	<b>V</b>	30.0	1.18

All dimensions are for POM-chains.

Items with bolded uni reference numbers are standard.

Items with uni reference numbers in italic are available on a made-to-order basis.

Base chain	uni reference no.		base chain	uni reference no.		width W		weight		min. radius R	
steel	<b>POM-D</b>	<b>POM-LF</b>	stainless steel	<b>POM-D</b>	<b>POM-LF</b>	mm	in.	kg/m	lb/ft	mm	in.
uni 1873-D-K325	<b>41D1873GDPXK</b>	<b>41LF1873DPXK</b>	uni 1873-D SS-K325	<b>41D1873SSGDPXK</b>	<b>41LF1873SSDPXK</b>	82.6	3.25	2.9	1.95	356	14.02
uni 1873-D-K325	<i>41D1873GDSAW*</i>	<i>41LF1873DSAW*</i>	uni 1873-D SS-K325	<i>41D1873SSGDSAW*</i>	<i>41LF1873SSDSAW*</i>	82.6	3.25	2.9	1.95	356	14.02

\* See page 101

## uni Grip 1873-D Snap-On Chains • Plastic



Side flexing



19.1 mm (0.75 in.)



See page 14

Rubber code



See page 101



\* See page 101



150 mm (5.9 in.)



See page 124



See curve catalogue



See curve catalogue



3.048 m = 10 ft  
No. of links/box: 160  
No. of flights/box: 80















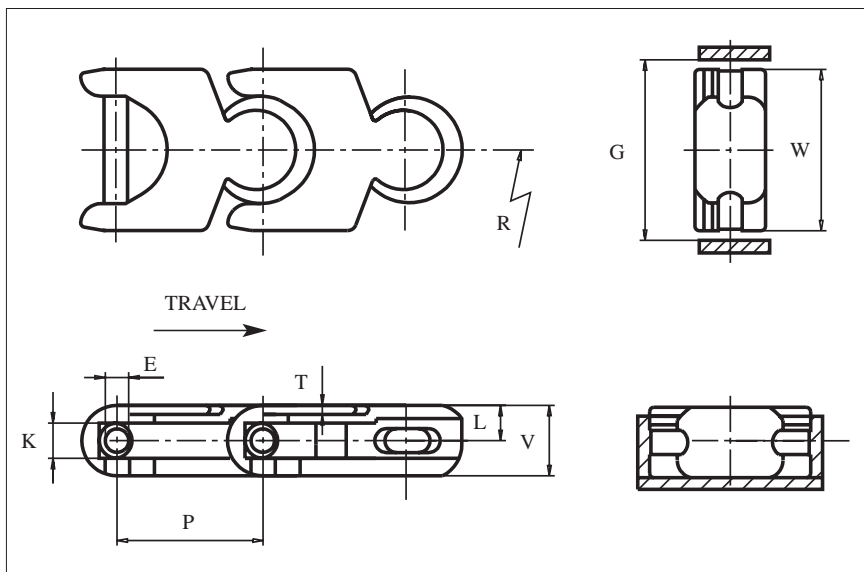
uni 1873: 4000 N (900 lbf)  
uni 1873SS: 2000 N (450 lbf)



The uni 1700 chain has small “wings”, so the chain has a larger surface than uni 1701. The uni 1700 chain is suitable for conveying plastic bottles, cans and cartons in e.g. dairies and breweries. The chain can be used in very small curves with turn discs (min. radius 150 mm or 6 in.) which makes construction of very compact conveyors possible. The chain may run in both directions, but the travel direction shown on the drawing is recommended.

## uni 1700 uni Flex Chains • Plastic

-  Side flexing
-  50.0 mm (1.97 in.)
-  See page 14
-  **SS304** See page 13
-  75 mm (3.0 in.)
-  See page 116
-  See curve catalogue
-  See curve catalogue
-  See curve catalogue
-  See page 105
-  6.1 m = 20 ft  
No. of links/box: 122
-  4000 N (899 lbf)



	mm	in.		mm	in.
<b>E</b>	8.0	0.31	<b>P</b>	50.0	1.97
<b>G</b>	59.0	2.32	<b>T</b>	3.1	0.12
<b>K</b>	11.9	0.37	<b>V</b>	24.0	0.94
<b>L</b>	12.0	0.47	-	-	-

All dimensions are for POM-chains.

Items with **bolded** uni reference numbers are standard.  
Items with uni reference numbers in *italic* are available on a made-to-order basis.

	uni reference no.		width W		weight		min. radius R	
	<b>POM-D</b>	<b>POM-LF</b>	mm	in.	kg/m	lb/ft	mm	in.
<b>uni 1700</b>	<b>31D1700W</b>	<b>31LF1700</b>	55.0	2.17	1.4	0.94	150	5.91



The uni 1701 chain is provided with 8° tapered sides.

This makes it possible to design curves to hold down the working chain, and at the same time the uni 1701 chain can easily be taken out of the curve section for cleaning.

The chain is suitable for conveying plastic bottles, cans and cartons in e.g. dairies and breweries.

## uni 1701 uni Flex Chains • Plastic



Side flexing



50.0 mm (1.97 in.)



See page 14



**SS304** See page 13



75 mm (3.0 in.)



See page 116



See curve catalogue



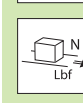
See curve catalogue



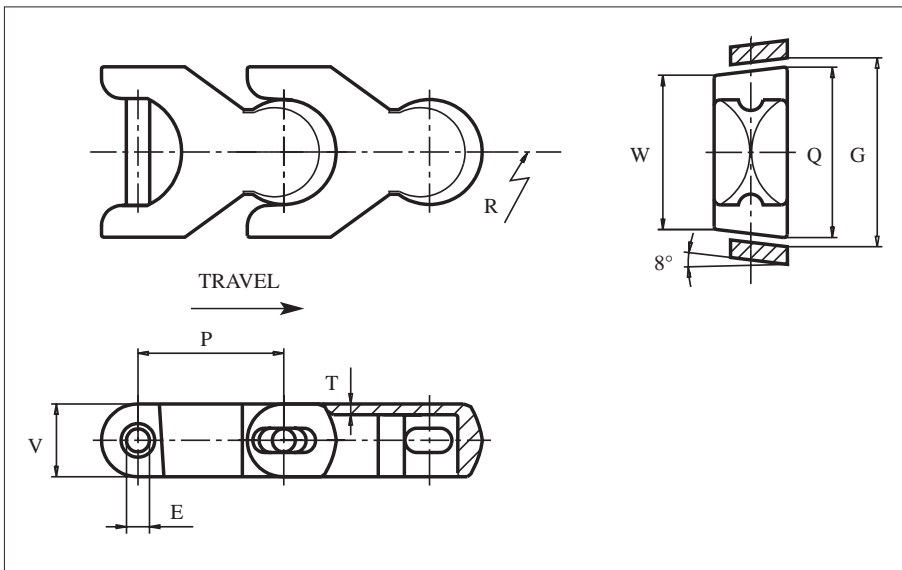
See page 105



6.1 m = 20 ft  
No. of links/box: 122



4000 N (899 lbf)



	mm	in.		mm	in.
<b>E</b>	8.0	0.31	<b>Q</b>	58.4	2.30
<b>G (curve)</b>	60.3	2.37	<b>T</b>	3.9	0.15
<b>G (straight)</b>	62.0	2.44	<b>V</b>	25.0	0.98
<b>P</b>	50.0	1.97	-	-	-

All dimensions are for POM-chains.

Items with **bolded** uni reference numbers are standard.

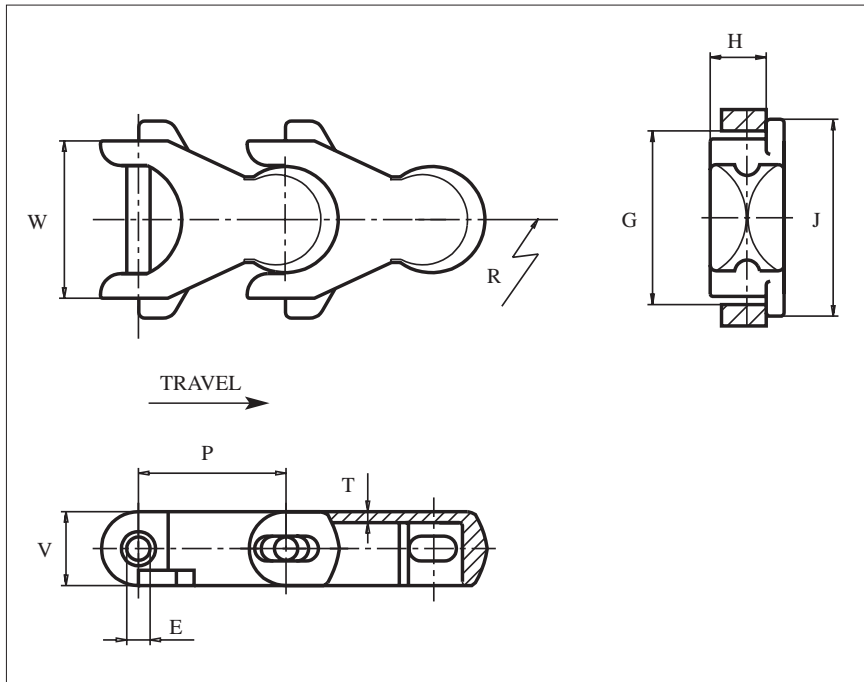
Items with uni reference numbers in *italic* are available on a made-to-order basis.

	uni reference no.			width W		weight		min. radius R	
	POM-D	POM-D	POM-LF	mm	in.	kg/m	lb/ft	mm	in.
<b>uni 1701</b>	<b>31D1701W</b>	<b>31D1701G</b>	<b>31LF1701</b>	52.4	2.06	1.5	1.01	150	5.91



The uni 1701 TAB chain has straight sides and hold down tabs. The uni 1701 TAB chain is excellent for use in curves and for serpentine conveyors.

uni 1701 TAB can also be supplied with crescent top plates (uni 1701 TAB H). The crescent design can be seen on page 74 on the uni 1702 chain.



	mm	in.		mm	in.
<b>E</b>	8.0	0.31	<b>P</b>	50.0	1.97
<b>G</b> *	56.0	2.20	<b>T</b>	3.9	0.15
<b>H</b>	19.0	0.75	<b>V</b>	25.0	0.98
<b>J</b>	66.7	2.63	-	-	-

\* G = 55 mm (2.17 in.) when R > 500 mm (19.69 in.).  
All dimensions are for POM-chains.

Items with **bolded** uni reference numbers are standard.  
Items with uni reference numbers in *italic* are available on a made-to-order basis.

	uni reference no.			width W		weight		min. radius R	
	POM-D	POM-D	POM-LF	mm	in.	kg/m	lb/ft	mm	in.
<b>uni 1701 TAB</b>	<b>31D1701TW</b>	<b>31D1701TG</b>	<b>31LF1701T</b>	53.3	2.10	1.5	1.01	150	5.91
<b>uni 1700 TAB-R</b>	<i>31D1701TRW</i>	<i>31D1701TRG</i>	<b>31LF1701TR</b>	53.2	2.09	1.5	1.01	125	4.92

## uni 1701 TAB/TAB-R uni Flex Chains • Plastic

- Side flexing
- 50.0 mm (1.97 in.)
- See page 14
- SS304** See page 13
- 75 mm (3.0 in.)
- See page 116
- See curve catalogue
- See curve catalogue
- See curve catalogue
- See page 105
- 6.1 m = 20 ft  
No. of links/box: 122
- 4000 N (899 lbf)



uni Flex 1701 TAB-R-ST chain has stainless steel top cover (thickness 1.0 mm (0.04 in.)). The steel top cover offers extra resistance to wear in product accumulation application occurs.

Applications:  
Transfer of metal components between machines in the automotive industry.  
Loaded pallet conveying systems.

## uni 1701 TAB-R-ST uni Flex Chains • Plastic



Side flexing



50.0 mm (1.97 in.)



See page 14



**SS304** See page 13



75 mm (3.0 in.)



See page 116



See curve catalogue



See curve catalogue



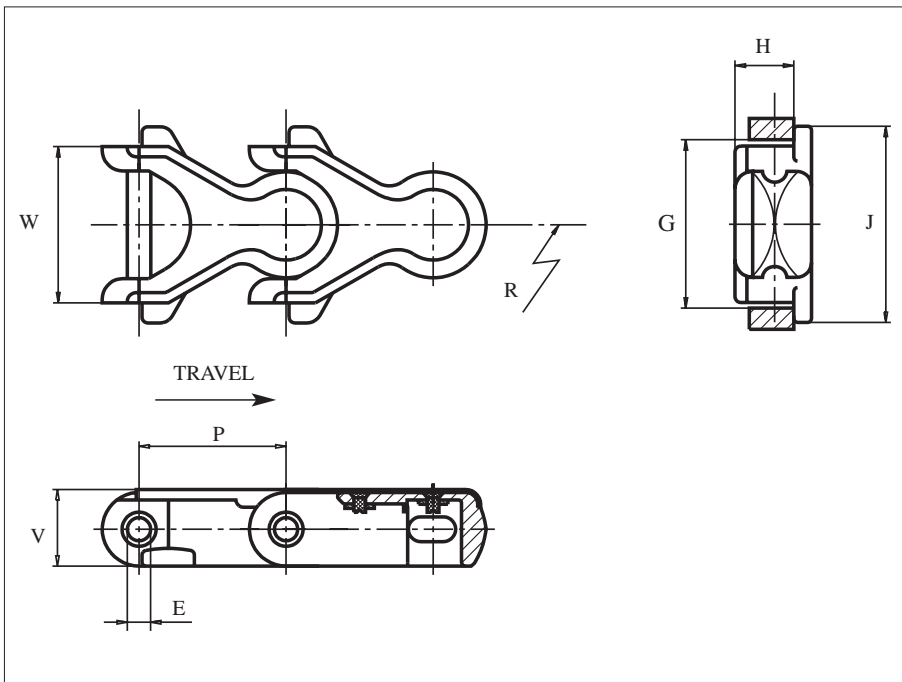
See curve catalogue



6.1 m = 20 ft  
No. of links/box: 122



4000 N (899 lbf)



	mm	in.		mm	in.
<b>E</b>	8.0	0.31	<b>J</b>	66.7	2.63
<b>G</b>	56.0	2.20	<b>P</b>	50.0	1.97
<b>H</b>	20.0	0.79	<b>V</b>	26.0	1.02

All dimensions are for POM-chains.

Items with **bolded** uni reference numbers are standard.  
Items with uni reference numbers in *italic* are available on a made-to-order basis.

	uni reference no.	width W		weight		min. radius R	
	<b>POM-LF</b>	mm	in.	kg/m	lb/ft	mm	in.
<b>uni 1701 TAB-R ST</b>	<i>31LF1701TRSSAC</i>	53.3	2.10	2.1	1.41	125	4.92



The uni 1702 chain has straight sides but is also suitable for use in curves if the curves are provided with tapered sides.

The chain can easily be removed from the curve section for cleaning.

The uni 1702 is very suitable for crate conveying e.g. of milk cartons in a dairy.

## uni 1702 uni Flex Chains • Plastic



Side flexing



50.0 mm (1.97 in.)



See page 14



**SS304** See page 13



75 mm (3.0 in.)



See page 116



See curve catalogue



See curve catalogue



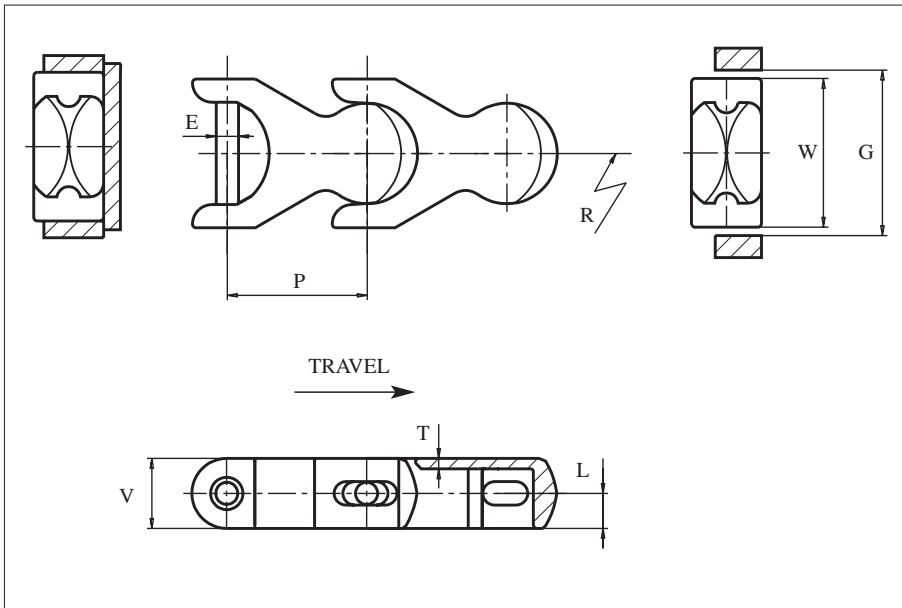
See page 105



6.1 m = 20 ft  
No. of links/box: 122



4000 N (899 lbf)



	mm	in.		mm	in.
<b>E</b>	8.0	0.31	<b>P</b>	50.0	1.97
<b>G</b>	56.9	2.24	<b>T</b>	3.5	0.14
<b>L</b>	12.7	0.50	<b>V</b>	25.0	0.98

All dimensions are for POM-chains.

Items with **bolded** uni reference numbers are standard.

Items with uni reference numbers in *italic* are available on a made-to-order basis.

	uni reference no.			width W		weight		min. radius R	
	POM-D	POM-D	POM-LF	mm	in.	kg/m	lb/ft	mm	in.
<b>uni 1702</b>	<b>31D1702W</b>	<b>31D1702G</b>	<b>31LF1702</b>	53.3	2.10	1.5	1.01	150	5.91



The uni 1702 M chain has straight sides but is also suitable for use in curves if the curves are provided with tapered sides. The chain can easily be removed from the curve section for cleaning.

The uni 1702 M is supplied with pegs - which function as product supports.

The pegs can be supplied on any and all links according to customer requirements.

The uni 1702 M chain is suitable in e.g. the dairy industry.

**When ordering, please state the required distance between the pegs.**

## uni 1702 M uni Flex Chains • Plastic



Side flexing



50.0 mm (1.97 in.)



See page 14



**SS304** See page 13



125 mm (4.9 in.)



See page 116



See curve catalogue



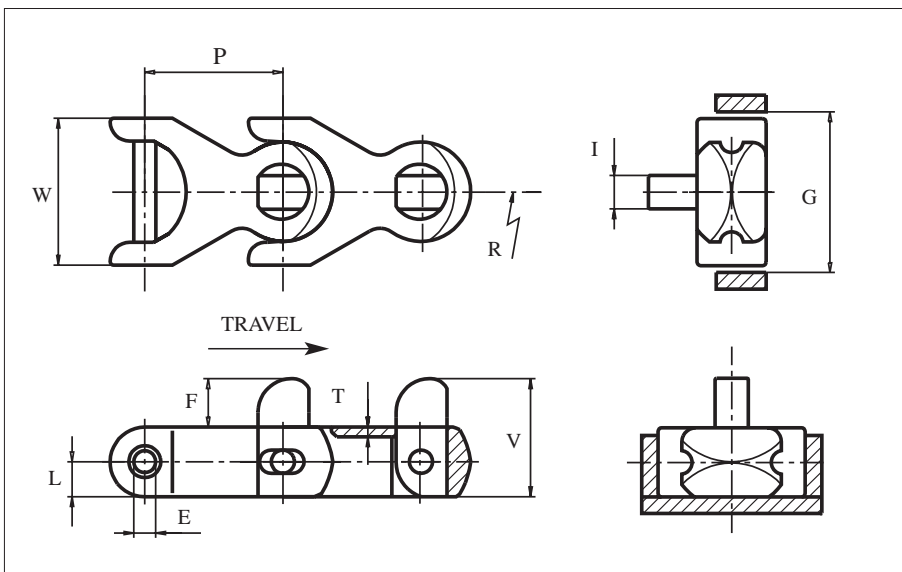
See curve catalogue



6.1 m = 20 ft  
No. of links/box: 122



4000 N (899 lbf)



	mm	in.		mm	in.
<b>E</b>	8.0	0.31	<b>P</b>	50.0	1.97
<b>F</b>	17.5	0.69	<b>T</b>	3.5	0.14
<b>I</b>	12.0	0.47	<b>V</b>	42.5	1.67
<b>L</b>	12.7	0.50	-	-	-

All dimensions are for POM-chains.

Standard material for pegs: **POM-D** **POM-D**

Items with **bolded** uni reference numbers are standard.

Items with uni reference numbers in *italic* are available on a made-to-order basis.

	uni reference no.				width W		weight		min. radius R	
	<b>POM-D</b>	<b>POM-D</b>	<b>POM-LF</b>	<b>POM-SLF</b>	mm	in.	kg/m	lb/ft	mm	in.
<b>uni 1702 M</b>	<i>31D1702MW</i>	<i>31D1702MG</i>	<i>31LF1702M</i>	<i>31SLF1702M</i>	53.3	2.10	1.5	1.01	150	5.91



The uni 1702 H chain has straight sides but is also suitable for use in curves if the curves are provided with tapered sides. The chain can easily be removed from the curve section for cleaning. The uni 1702 H is supplied with crescent plates - resulting in a larger surface. Note the uni 1702 H chain cannot backflex. The uni 1702 H is suitable for carton conveying in the dairy industry.

## uni 1702 H uni Flex Chains • Plastic



Side flexing



50.0 mm (1.97 in.)



See page 14



**SS304** See page 13



See page 116



See curve catalogue



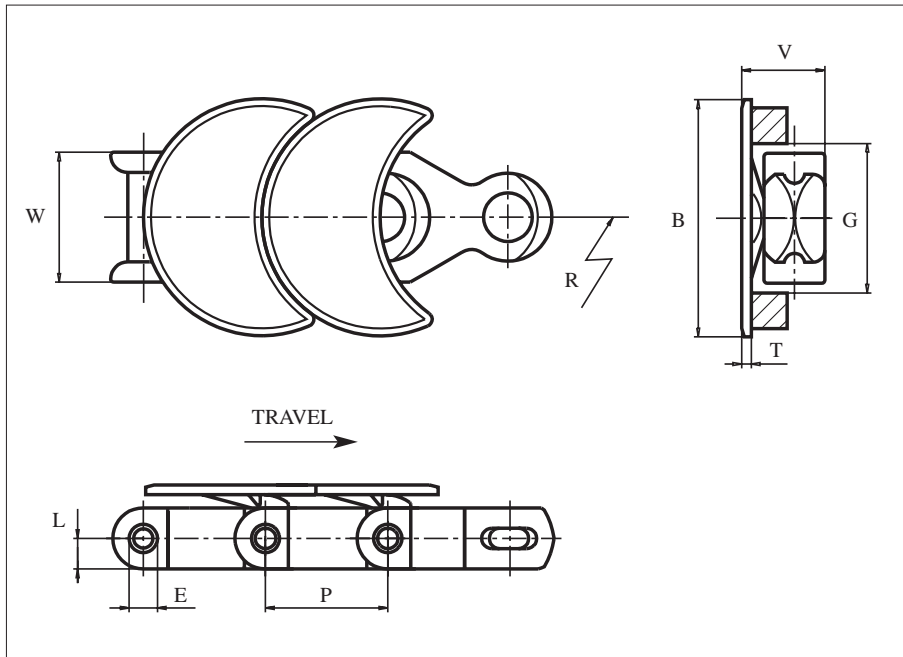
See curve catalogue



3.05 m = 10 ft  
No. of links/box: 61



4000 N (899 lbf)



	mm	in.		mm	in.
<b>B</b>	98.0	3.86	<b>P</b>	50.0	1.97
<b>E</b>	8.0	0.31	<b>T</b>	4.0	0.16
<b>G</b>	56.9	2.24	<b>V</b>	35.0	1.38
<b>L</b>	12.7	0.50	-	-	-

All dimensions are for POM-chains.

Material for crescent plates: **POM-SLF** **POM-SLF** **POM-LF**

Items with **bolded** uni reference numbers are standard.  
Items with uni reference numbers in *italic* are available on a made-to-order basis.

	uni reference no.			width W		weight		min. radius R	
	<b>POM-D</b>	<b>POM-D</b>	<b>POM-LF</b>	mm	in.	kg/m	lb/ft	mm	in.
<b>uni 1702 H</b>	<i>31D1702HW</i>	<i>31D1702HG</i>	<i>31LF1702H</i>	53.3	2.10	2.0	1.34	150	5.91



The uni 1703 chain has the same outer dimensions as the uni 1702 chain. The uni 1703 chain is distinguished by its open design.

The open design ensures optimum cleaning possibilities.

This is an advantage in washing systems where water must flow through the conveyor.

## uni 1703 uni Flex Chains • Plastic



Side flexing



50.0 mm (1.97 in.)



See page 14 and 15



**SS304** See page 13



75 mm (3.0 in.)



See page 116



See curve catalogue



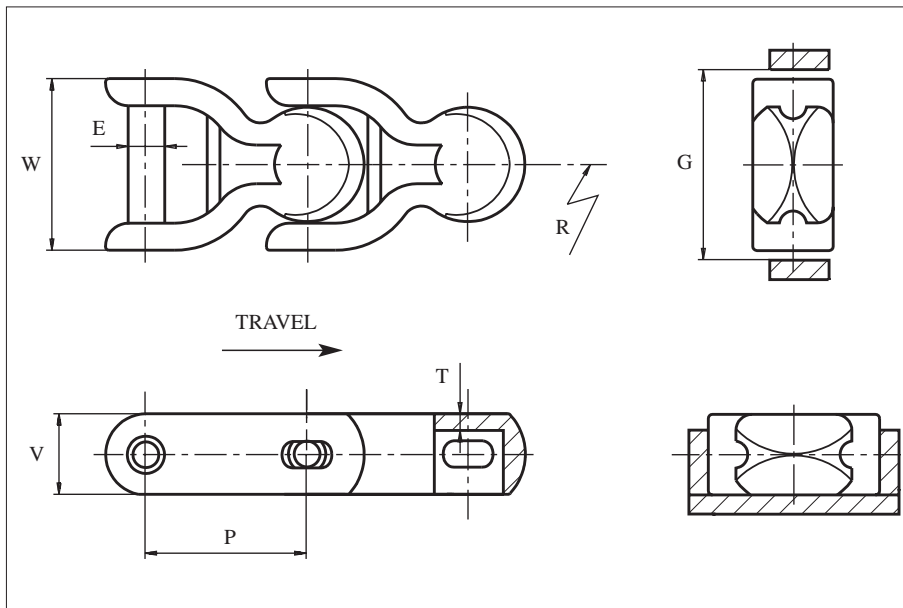
See curve catalogue



6.1 m = 20 ft  
No. of links/box: 122



POM: 4000 N (899 lbf)  
AR: 2800 N (630 lbf)



	mm	in.		mm	in.
<b>E</b>	8.0	0.31	<b>T</b>	4.0	0.16
<b>G</b>	56.9	2.24	<b>V</b>	25.0	0.98
<b>P</b>	50.0	1.97	-	-	-

All dimensions are for POM-chains.

Items with **bolded** uni reference numbers are standard.

Items with uni reference numbers in *italic* are available on a made-to-order basis.

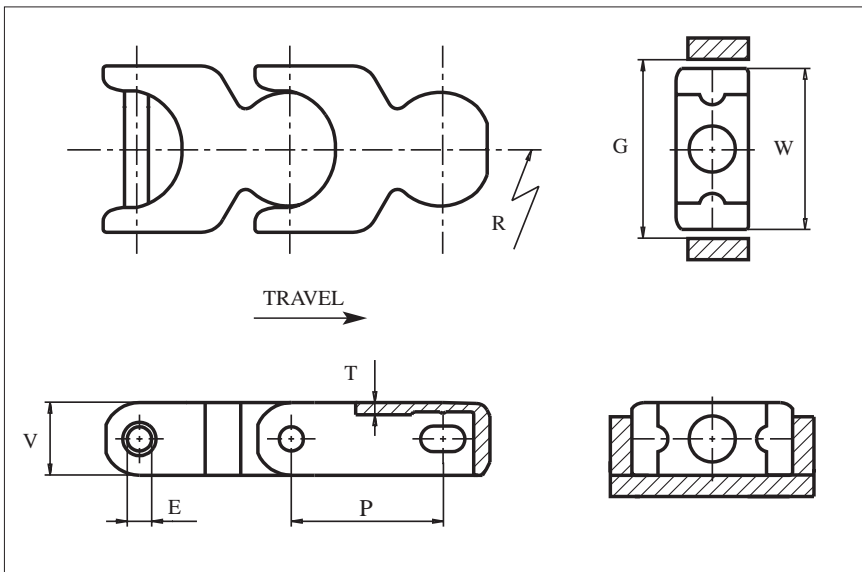
	uni reference no.		width W		weight		min. radius R	
	<b>POM-D</b>	<b>AR</b>	mm	in.	kg/m	lb/ft	mm	in.
<b>uni 1703</b>	<b>31D1703W</b>	<b>31AR1703</b>	53.3	2.10	1.4	0.94	150	5.91



The uni 1704 is another addition to the uni 1700 range.

It is similar to the uni 1702 chain but the height is only 23.9 mm (0.94 in.) compared to the uni 1702 chain which is 25.0 mm (0.98 in.) high.

The uni 1704 chain also has a smaller turning radius than the other uni 1700 chains which makes it more flexible and space-saving.



	mm	in.		mm	in.
<b>E</b>	8.0	0.31	<b>T</b>	4.0	0.16
<b>G</b>	56.9	2.24	<b>V</b>	23.9	0.94
<b>P</b>	50.0	1.97	-	-	-

All dimensions are for POM-chains.

Items with **bolded** uni reference numbers are standard.  
Items with uni numbers in *italic* are available on a made-to-order basis.

	uni reference no.		width W		weight		min. radius R	
	POM-D	POM-D	mm	in.	kg/m	lb/ft	mm	in.
<b>uni 1704</b>	<i>31D1704W</i>	<i>31D1704G</i>	53.3	2.10	1.3	0.87	137.5	5.41

## uni 1704 uni Flex Chains • Plastic



Side flexing



50.0 mm (1.97 in.)



See page 14



**SS304** See page 13



75 mm (3.0 in.)



See page 116



See curve catalogue



See curve catalogue



See page 105



6.1 m = 20 ft  
No. of links/box: 122

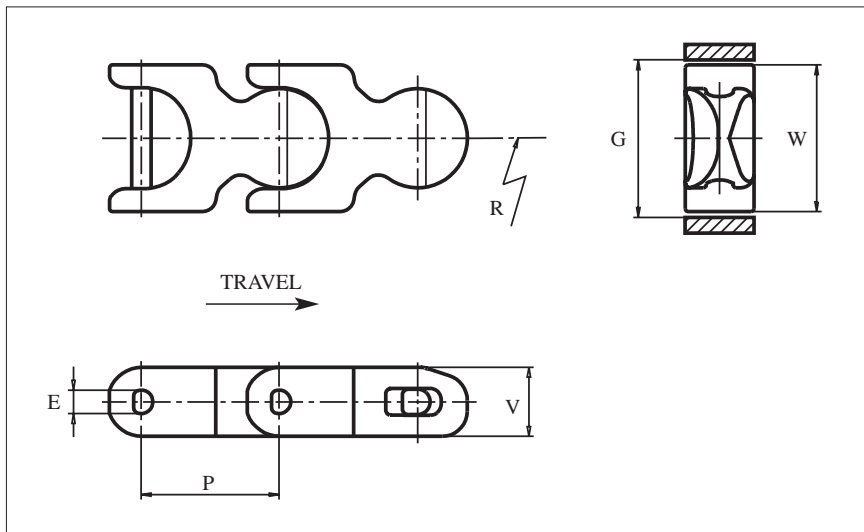


4000 N (899 lbf)



The new uni 1705 chain is ideal for filling lines where minimal dirt retention and constant washing cycles are required. The economical one-piece knuckle design improves both operational efficiencies and the ability to meet cleanliness standards.

The off-set pin design ensures pin retention during high temperature chain washing operations.



	mm	in.		mm	in.
<b>E</b>	8.7	0.34	<b>P</b>	50.0	1.97
<b>G</b>	57.0	2.24	<b>V</b>	25.0	0.98

All dimensions are for POM-chains.

Items with **bolded** uni reference numbers are standard.  
 Items with uni reference numbers in *italic* are available on a made-to-order basis.

	uni reference no.	width W		weight		min. radius R	
	<b>POM-D</b>	mm	in.	kg/m	lb/ft	mm	in.
<b>uni 1705</b>	<b>31D1705W</b>	53.2	2.09	1.4	0.94	136	5.35

## uni 1705 uni Flex Chains • Plastic



Side flexing



50.0 mm (1.97 in.)



See page 14



**SS304** See page 13



75 mm (3.0 in.)



See page 116



See curve catalogue



See curve catalogue



See page 105



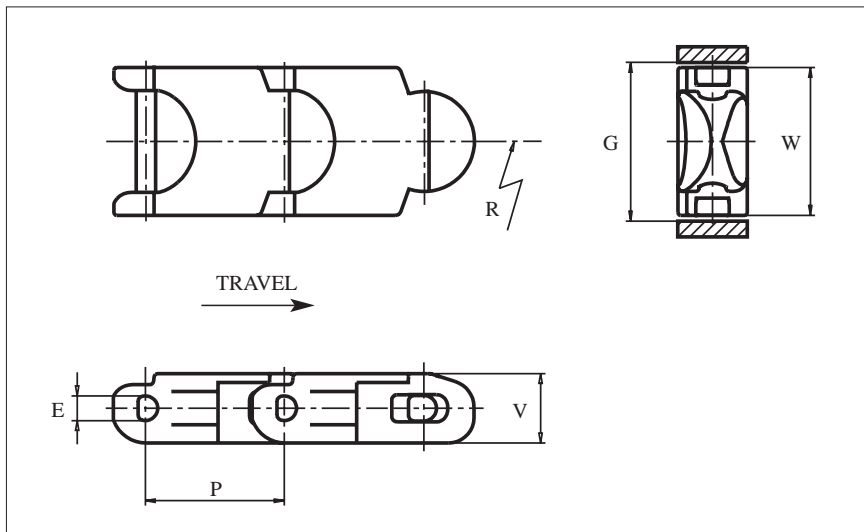
6.1 m = 20 ft  
No. of links/box: 122



3100 N (689 lbf)



The uni 1706 chain has small wings so the chain has a larger surface. uni 1706 is very flexible and suitable for the food industry for carton conveying. The economical one-piece knuckle design improves both operational efficiencies and the ability to meet cleanliness standards. The off-set pin design ensures pin retention during high temperature chain washing operations.















	mm	in.		mm	in.
<b>E</b>	8.7	0.34	<b>P</b>	50.0	1.97
<b>G</b>	57.0	2.24	<b>V</b>	25.0	0.98

All dimensions are for POM-chains.

Items with **bolded** uni reference numbers are standard. Items with uni reference numbers in *italic* are available on a made-to-order basis.

	uni reference no.	width W		weight		min. radius R	
		mm	in.	kg/m	lb/ft	mm	in.
<b>uni 1706</b>	<b>31D1706W</b>	53.2	2.09	1.4	0.94	133	5.24

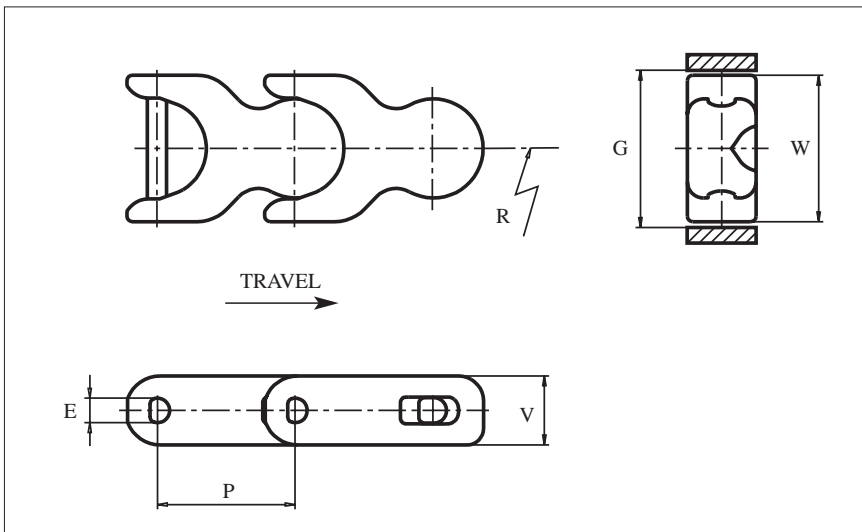
## uni 1706 uni Flex Chains • Plastic

-  Side flexing
-  50.0 mm (1.97 in.)
-  See page 14
-  **SS304** See page 13
-  120 mm (4.7 in.)
-  See page 116
-  See curve catalogue
-  See curve catalogue
-  See curve catalogue
-  See page 105
-  6.1 m = 20 ft  
No. of links/box: 122
-  3100 N (689 lbf)



The new uni 1707 chain is ideal for filling lines where minimal dirt retention and constant washing cycles are required. The economical one-piece knuckle design improves both operational efficiencies and the ability to meet cleanliness standards.

The off-set pin design ensures pin retention during high temperature chain washing operations.



	mm	in.		mm	in.
<b>E</b>	8.7	0.34	<b>P</b>	50.0	1.97
<b>G</b>	57.0	2.24	<b>V</b>	25.0	0.98

All dimensions are for POM-chains.

Items with **bolded** uni reference numbers are standard.  
 Items with uni reference numbers in *italic* are available on a made-to-order basis.

	uni reference no.	width W		weight		min. radius R	
	<b>POM-D</b>	mm	in.	kg/m	lb/ft	mm	in.
<b>uni 1707</b>	<b>31D1707W</b>	53.2	2.09	1.4	0.94	135	5.31

## uni 1707 uni Flex Chains • Plastic



Side flexing



50.0 mm (1.97 in.)



See page 14



**SS304** See page 13



70 mm (2.8 in.)



See page 116



See curve catalogue



See curve catalogue



See page 105



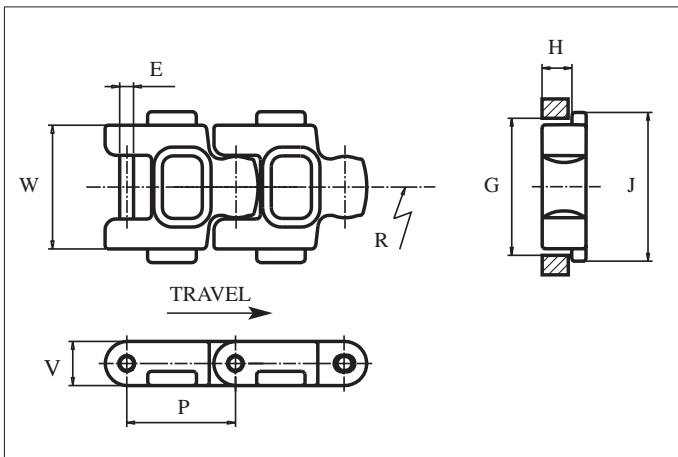
6.1 m = 20 ft  
No. of links/box: 122



3200 (719 lbf)



uni 3200 TAB is the classic side flexing tab chain for heavy duty conveying at high speeds. It has been developed to meet the requirements of the poultry industry but is suitable for all kinds of applications where a strong, impact resistant chain is needed.



	mm	in.		mm	in.
<b>E</b>	6.4	0.25	<b>H</b>	13.8	0.54
<b>G</b>	59.5	2.34	<b>P</b>	50.8	2.00
<b>J</b>	69.9	2.75	<b>V</b>	20.3	0.80

All dimensions are for POM-chains.

Items with **bolded** uni reference numbers are standard.  
 Items with uni reference numbers in *italic* are available on a made-to-order basis.

	uni reference no.	width W		weight		min. radius R	
	<b>POM-D</b>	mm	in.	kg/m	lb/ft	mm	in.
<b>uni 3200 TAB</b>	<b>37D3200TG</b>	57.2	2.25	1.3	0.87	406	16.0

## uni 3200 TAB uni Flex Chains • Plastic



Side flexing



50.8 mm (2.00 in.)



See page 14



**SS304** See page 13



60 mm (2.4 in.)



See page 116



6.1 m = 20 ft  
No. of links/box: 120



2525 N (568 lbf)

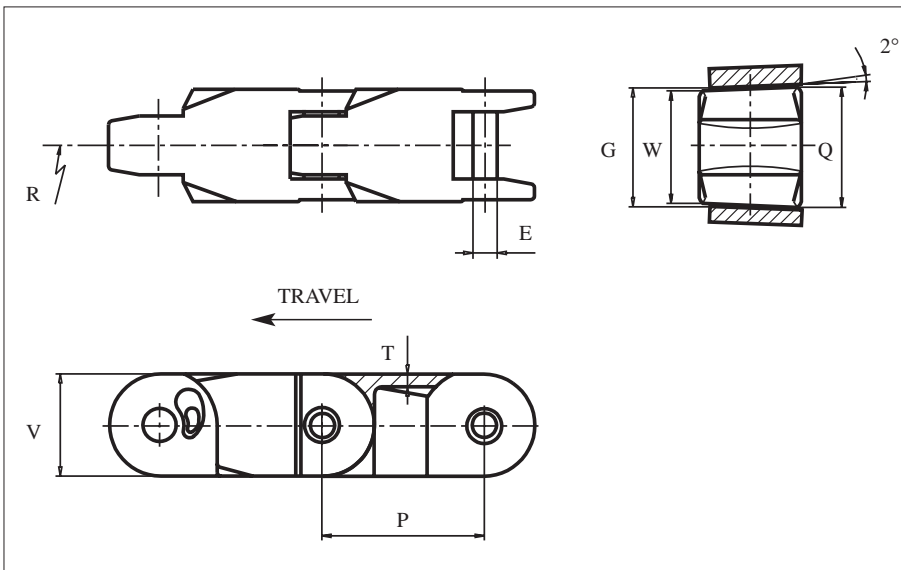
uni 3200 TAB is also available without tab.  
 Please see Special Chains page 52.



The uni 2500 chain is flexible in several directions.

The uni 2500 chain is a typical crate conveyor chain and is also used for conveying large items.

The strong design with extra material thickness ensures the chains remains strong even after considerable wear on the sides and the top of the chain.



## uni 2500 uni Flex Chains • Plastic



Side flexing



63.5 mm (2.50 in.)



See page 14



**SS304** See page 13



75 mm (3.0 in.)



See page 117



See curve catalogue



See curve catalogue



See page 105



6.1 m = 20 ft  
No. of links/box: 96



7500 N (1686 lbf)

	mm	in.		mm	in.
<b>E</b>	9.5	0.37	<b>Q</b>	47.0	1.85
<b>G</b>	46.4	1.83	<b>T</b>	5.0	0.20
<b>P</b>	63.5	2.50	<b>V</b>	40.0	1.57

All dimensions are for POM-chains.

Items with **bolded** uni reference numbers are standard.

Items with uni reference numbers in *italic* are available on a made-to-order basis.

	uni reference no.	width W		weight		min. radius R	
	<b>POM-D</b>	mm	in.	kg/m	lb/ft	mm	in.
<b>uni 2500</b>	<b>35D2500W</b>	44.0	1.73	2.0	1.34	600	23.62



The uni 2600-C chain is flexible in several directions.  
 The uni 2600 chains are usually used for conveying crates and other large items.  
 The uni 2600 chains are constructed, so that all types can run in both directions.  
 The uni 2600 chains are often supplied in special materials GR and AR, see page 15, for use in environments with extreme wear or corrosion.

## uni 2600-C uni Flex Chains • Plastic



Side flexing



63.5 mm (2.50 in.)



See page 14



**SS304** See page 13



75 mm (3.0 in.)



See page 117



See curve catalogue



See curve catalogue



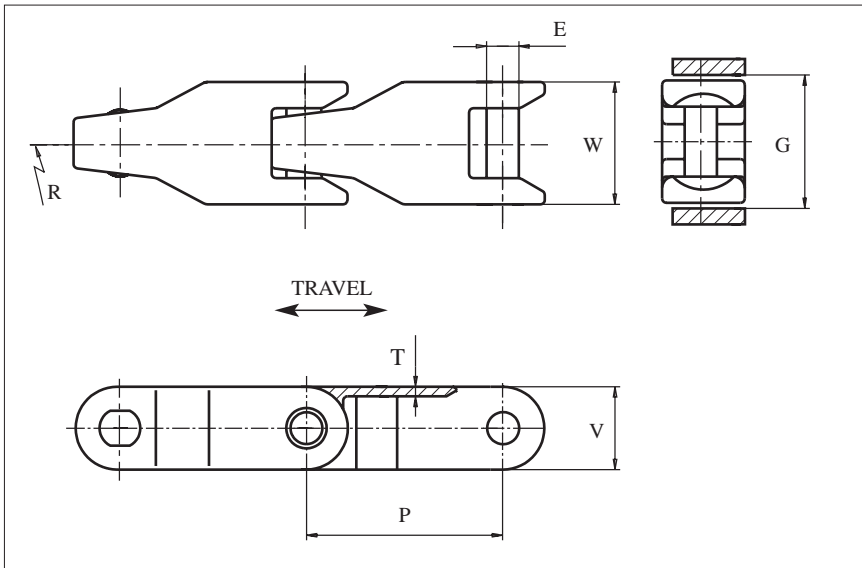
See page 105



6.1 m = 20 ft  
No. of links/box: 96



6000 N (1349 lbf)



	mm	in.		mm	in.
<b>E</b>	11.0	0.43	<b>T</b>	3.5	0.14
<b>G</b>	44.5	1.75	<b>V</b>	28.4	1.12
<b>P</b>	63.5	2.50	-	-	-

All dimensions are for POM-chains.

Items with **bolded** uni reference numbers are standard.  
 Items with uni reference numbers in *italic* are available on a made-to-order basis.

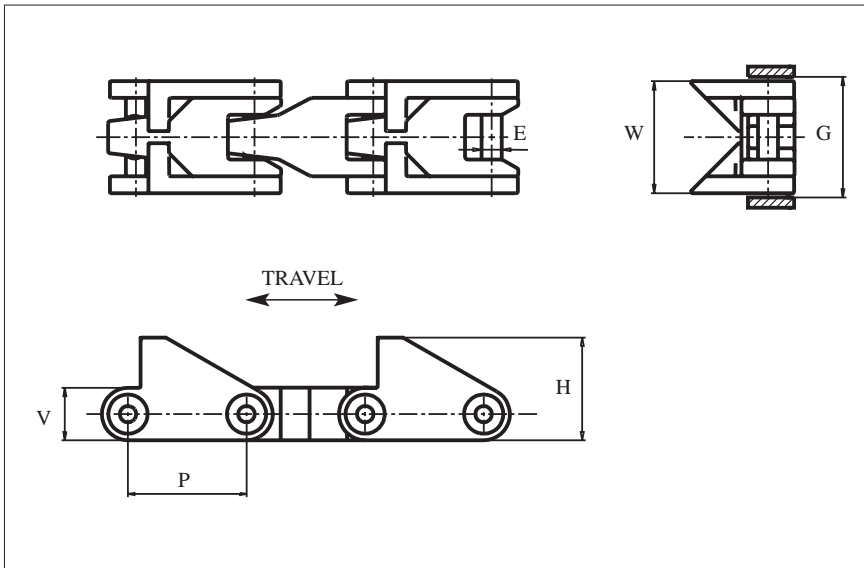
	uni reference no.		width W		weight		min. radius R	
	POM-D	POM-D	mm	in.	kg/m	lb/ft	mm	in.
uni 2600-C	<b>36D2600CW</b>	<b>36D2600CG</b>	42.0	1.65	1.4	0.94	600	23.62



uni 2600-CV is ideal for incline conveyors for large items. The chain has the same strength as the uni 2600-C.

The product supports can be placed no closer than every other pitch (127 mm or 5 in.)

uni 2600-CV is only straight running because of the product supports, which are welded on the links.



	mm	in.		mm	in.
<b>E</b>	11.0	0.43	<b>P</b>	63.5	2.50
<b>G</b>	64.0	2.52	<b>V</b>	28.4	1.12
<b>H</b>	55.0	2.17	-	-	-

All dimensions are for POM-chains.

Items with **bolded** uni reference numbers are standard.  
Items with uni reference numbers in *italic* are available on a made-to-order basis.

	uni reference no.	width W		weight*	
	<b>POM-D</b>	mm	in.	kg/m	lb/ft
<b>uni 2600-CV</b>	<i>36D2600CVW</i>	61.5	2.42	2.1	1.41

\* The mentioned weight is with product supports on every second link.

## uni 2600-CV uni Flex Chains • Plastic



Straight running



63.5 mm (2.50 in.)



See page 14



**SS304** See page 13



75 mm (3.0 in.)



See page 117



See curve catalogue



See curve catalogue



6.1 m = 20 ft  
No. of links/box: 96



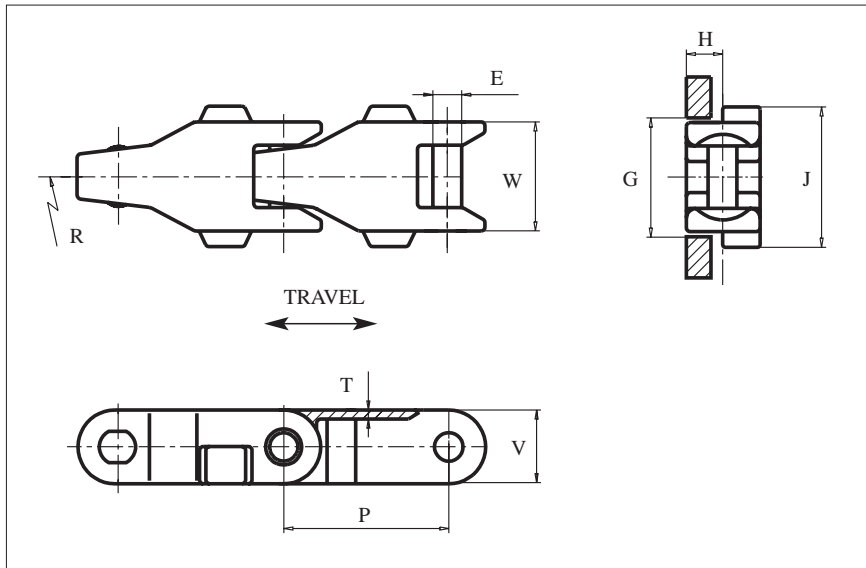
6000 N (1349 lbf)



The uni 2600 chains are usually used for conveying crates and other large items.

The uni 2600 chains are constructed so that all types can run in both directions.

The uni 2600 chains are often supplied in special materials GR and AR, see page 15, for use in environments with extreme wear or corrosion.



## uni 2600-TAB-C uni Flex Chains • Plastic



Side flexing



63.5 mm (2.50 in.)



See page 14



**SS304** See page 13



75 mm (3.0 in.)



See page 117



See curve catalogue



See curve catalogue



See page 105



6.1 m = 20 ft  
No. of links/box: 96



6000 N (1349 lbf)

	mm	in.		mm	in.
<b>E</b>	11.0	0.43	<b>P</b>	63.5	2.50
<b>G</b>	44.5	1.75	<b>T</b>	3.5	0.14
<b>H</b>	14.0	0.55	<b>V</b>	28.4	1.12
<b>J</b>	54.0	2.13	-	-	-

All dimensions are for POM-chains.

Items with **bolded** uni reference numbers are standard.

Items with uni reference numbers in *italic* are available on a made-to-order basis.

	uni reference no.		width W		weight		min. radius R	
	POM-D	POM-D	mm	in.	kg/m	lb/ft	mm	in.
uni 2600-TAB-C	<b>36D2600TCW</b>	<b>36D2600TCG</b>	42.0	1.65	1.5	1.00	600	23.62



The uni 2600 chains are usually used for conveying crates and other large items.

The uni 2600 chains are constructed, so that all types can run in both directions.

The uni 2600 chains are often supplied in special materials GR and AR, see page 15, for use in environments with extreme wear or corrosion.

## uni 2600-O uni Flex Chains • Plastic



Side flexing



63.5 mm (2.50 in.)



See page 14



**SS304** See page 13



75 mm (3.0 in.)



See page 117



See curve catalogue



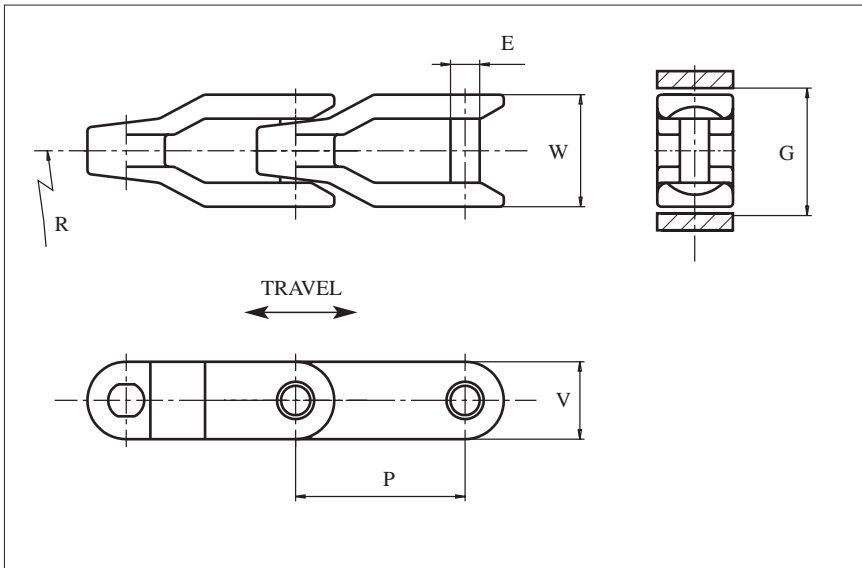
See curve catalogue



6.1 m = 20 ft  
No. of links/box: 96



6000 N (1349 lbf)



	mm	in.		mm	in.
<b>E</b>	11.0	0.43	<b>P</b>	63.5	2.50
<b>G</b>	44.5	1.75	<b>V</b>	28.4	1.12

All dimensions are for POM-chains.

Items with **bolded** uni reference numbers are standard.

Items with uni reference numbers in *italic* are available on a made-to-order basis.

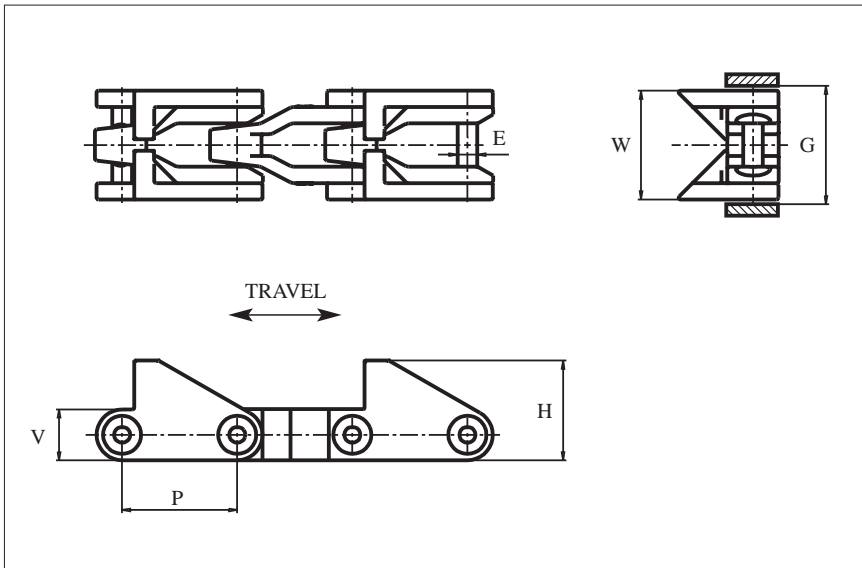
	uni reference no.		width W		weight		min. radius R	
	POM-D	POM-D	mm	in.	kg/m	lb/ft	mm	in.
<b>uni 2600-O</b>	<b>36D2600OW</b>	<b>36D2600OG</b>	42.0	1.65	1.3	0.87	600	23.62



uni 2600-OV is ideal for incline conveyors for large items. The chain has the same strength as the uni 2600-O.

The product supports can be placed no closer than every other pitch (127 mm or 5 in.)

uni 2600-OV is only straight running because of the product supports, which are welded to the links.



	mm	in.		mm	in.
<b>E</b>	11.0	0.43	<b>P</b>	63.5	2.50
<b>G</b>	44.5	1.75	<b>V</b>	28.4	1.12
<b>H</b>	55.0	2.17	-	-	-

All dimensions are for POM-chains.

Items with **bolded** uni reference numbers are standard.

Items with uni reference numbers in *italic* are available on a made-to-order basis.

	uni reference no.	width W		weight*	
	<b>POM-D</b>	mm	in.	kg/m	lb/ft
<b>uni 2600-OV</b>	<i>36D2600OVW</i>	42.0	1.65	2.0	1.34

\* The mentioned weight is with product supports on every second link.

## uni 2600-OV uni Flex Chains • Plastic



Straight running



63.5 mm (2.50 in.)



See page 14



**SS304** See page 13



75 mm (3.0 in.)



See page 117



See curve catalogue



See curve catalogue



6.1 m = 20 ft  
No. of links/box: 96



6000 N (1349 lbf)



The uni 2600 chains are usually used for conveying crates and other large items.

The uni 2600 chains are constructed so that all types can run in both directions.

The uni 2600 chains are often supplied in special materials GR and AR, see page 15, for use in environments with extreme wear or corrosion.

## uni 2600 TAB-O uni Flex Chains • Plastic



Side flexing



63.5 mm (2.50 in.)



See page 14



**SS304** See page 13



75 mm (3.0 in.)



See page 117



See curve catalogue



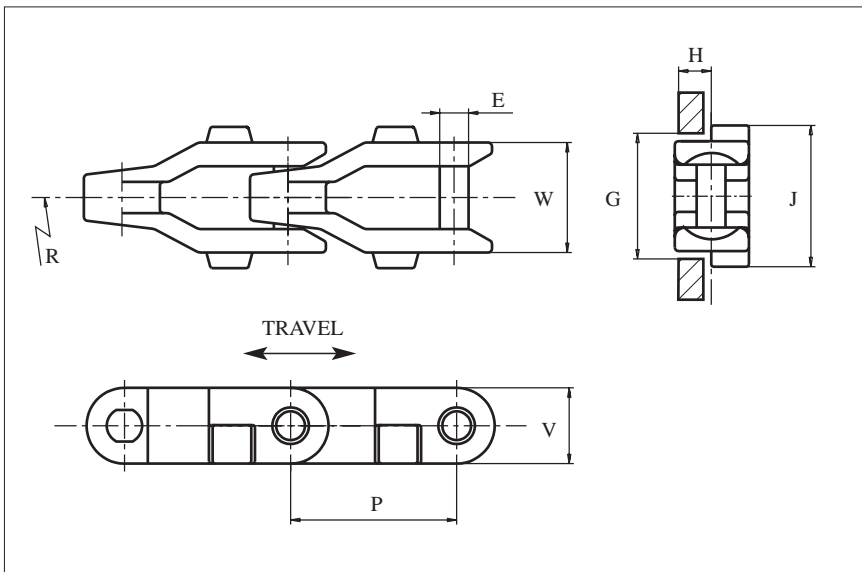
See curve catalogue



6.1 m = 20 ft  
No. of links/box: 96



6000 N (1349 lbf)



	mm	in.		mm	in.
<b>E</b>	11.0	0.43	<b>J</b>	54.0	2.13
<b>G</b>	44.5	1.75	<b>P</b>	63.5	2.50
<b>H</b>	14.0	0.55	<b>V</b>	28.4	1.12

All dimensions are for POM-chains.

Items with **bolded** uni reference numbers are standard.

Items with uni reference numbers in *italic* are available on a made-to-order basis.

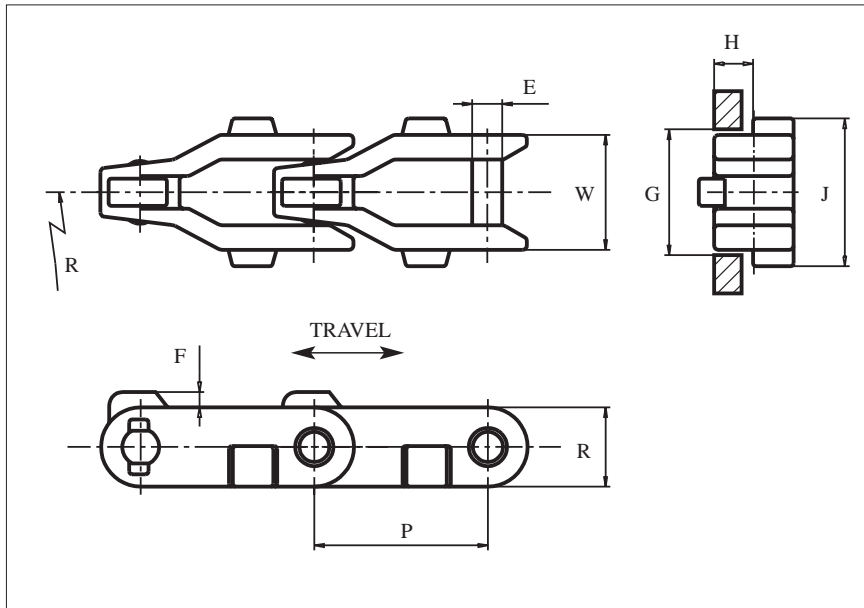
	uni reference no.			width W		weight		min. radius R	
	<b>POM-D</b>	<b>POM-D</b>	<b>POM-SLF</b>	mm	in.	kg/m	lb/ft	mm	in.
uni 2600-TAB-O	<b>36D2600TOW</b>	<b>36D2600TOG</b>	<b>36SLF2600TO</b>	42.0	1.65	1.4	0.94	600	23.62



uni 2600 TAB-O-M is supplied with a moulded “product supports”: These can be placed at different chain pitches per customer request.

**When ordering, please, state the required distance between the product supports.**

The uni 2600 chains are often supplied in special materials GR and AR, see page 15, for use in environments with extreme wear or corrosion.



	mm	in.		mm	in.
<b>E</b>	11.0	0.43	<b>J</b>	54.0	2.13
<b>F</b>	5.6	0.22	<b>P</b>	63.5	2.50
<b>H</b>	14.0	0.55	<b>V</b>	28.4	1.12

All dimensions are for POM-chains.

Items with **bolded** uni reference numbers are standard.  
Items with uni reference numbers in *italic* are available on a made-to-order basis.

	uni reference no.		width W		weight		min. radius R	
	<b>POM-D</b>	<b>POM-LF</b>	mm	in.	kg/m	lb/ft	mm	in.
<b>uni 2600-TAB-O-M</b>	<i>36D2600TOMG</i>	<i>36LF2600TOM</i>	42.0	1.65	1.6	1.08	600	23.62

## uni 2600 TAB-O-M uni Flex Chains • Plastic



Side flexing



63.5 mm (2.50 in.)



See page 15



**SS304** See page 13



75 mm (3.0 in.)



See page 117



See curve catalogue



See curve catalogue



6.1 m = 20 ft  
No. of links/box: 96



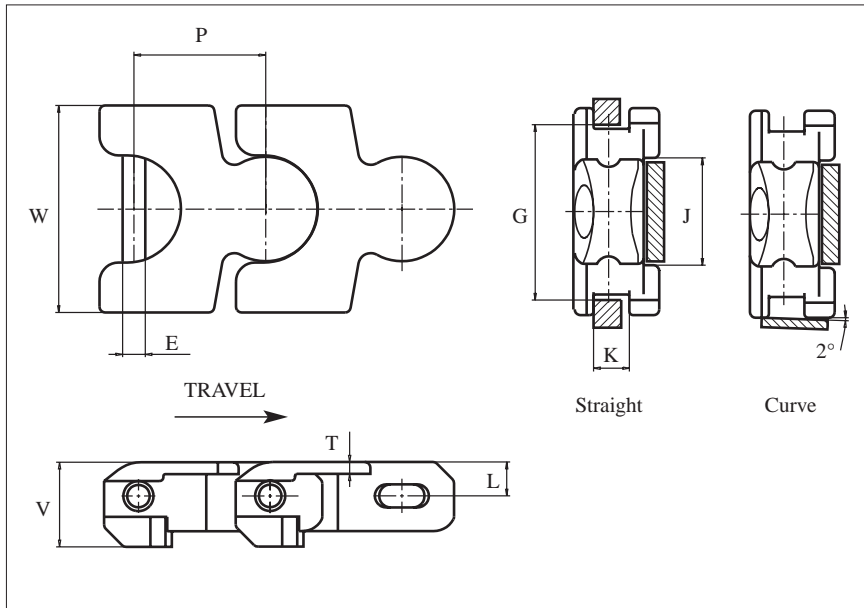
6000 N (1349 lbf)



The uni 2700 chain is flexible in several directions.

The uni 2700 chains are designed for conveying very heavy items over long distances. They have extremely high tensile strength and good wearability.

The uni 2700 R chain is designed with a very low turn radius for use with turn discs.















	mm	in.		mm	in.
<b>E</b>	12.0	0.47	<b>P</b>	70.0	2.76
<b>G</b>	92.0	3.64	<b>T</b>	6.3	0.25
<b>J</b>	57.0	2.24	<b>V</b>	45.0	1.77
<b>L</b>	18.5	0.71	-	-	-

All dimensions are for POM-chains.

Items with **bolded** uni reference numbers are standard.  
 Items with uni reference numbers in *italic* are available on a made-to-order basis.

	uni reference no.			width W		weight		min. radius R	
	POM-D	POM-D	POM-LF	mm	in.	kg/m	lb/ft	mm	in.
<b>uni 2700-R</b>	<i>37D2700RW</i>	<i>37D2700RG</i>	<i>37LF2700R</i>	110.0	4.33	4.4	2.96	250	9.84
<b>uni 2700</b>	<b>37D2700W</b>	<i>37D2700G</i>	<b>37LF2700</b>	110.0	4.33	4.6	3.09	300	11.81

## uni 2700/2700-R uni Flex Chains • Plastic

-  Side flexing
-  70.0 mm (2.76 in.)
-  See page 14
-  **SS304** See page 13
-  200 mm (8.0 in.)
-  See page 118
-  See curve catalogue
-  See curve catalogue
-  See curve catalogue
-  See page 105
-  5.04 m = 16.5 ft  
No. of links/box: 72
-  11000 N (2473 lbf)



The uni 2700 chains are designed for conveying very heavy items over long distances. They have extremely high tensile strength and good wear-ability.

The uni 2700 H-R chain is designed with a very low turn radius for use with turn discs, and the uni 2700 H chain is designed with crescent top plates to give a completely closed surface.

Note that the uni 2700 H cannot backflex.

## uni 2700 H/2700 H-R uni Flex Chains • Plastic



Side flexing



70.0 mm (2.76 in.)



See page 14



**SS304** See page 13



See page 118



See curve catalogue



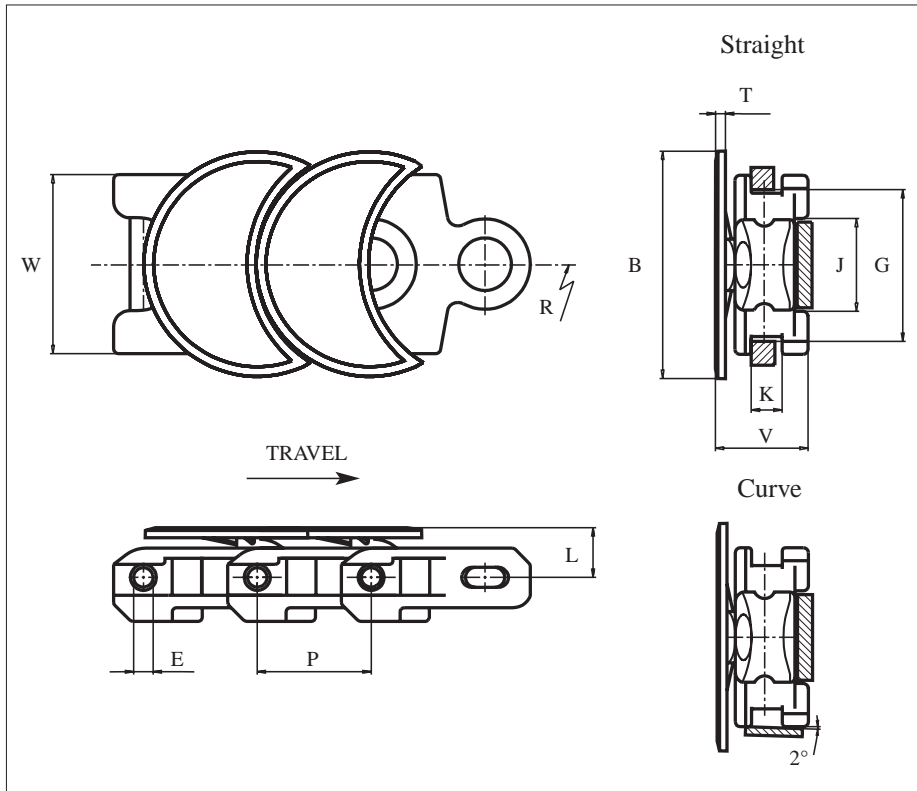
See curve catalogue



5.04 m = 16.5 ft  
No. of links/box: 72



11000 N (2473 lbf)



	mm	in.		mm	in.
<b>B</b>	139.0	5.47	<b>L</b>	29.4	1.16
<b>E</b>	12.0	0.47	<b>P</b>	70.0	2.76
<b>G</b>	92.0	3.62	<b>T</b>	6.1	0.24
<b>J</b>	57.0	2.24	<b>V</b>	56.4	2.22
<b>K</b>	19.0	0.75	-	-	-

All dimensions are for POM-chains.

Standard material for crescent top plates:

**POM-D**

**POM-D**

**POM-LF**

Items with **bolded** uni reference numbers are standard.

Items with uni reference numbers in *italic* are available on a made-to-order basis.

	uni reference no.			width W		weight		min. radius R	
	<b>POM-D</b>	<b>POM-D</b>	<b>POM-LF</b>	mm	in.	kg/m	lb/ft	mm	in.
<b>uni 2700 H-R</b>	<i>37D2700HRW</i>	<i>37D2700HRG</i>	<i>37LF2700HR</i>	110.0	4.33	5.4	3.63	250	9.84
<b>uni 2700 H</b>	<i>37D2700HW</i>	<i>37D2700HG</i>	<i>37LF2700H</i>	110.0	4.33	5.6	3.76	600	23.62



uni 2700 LH is made with crescent top plates to give a completely closed surface.

The crescents for uni 2700 LH are very wide suitable for conveying products that need a large, even surface.

Please note that uni 2700 LH cannot backflex.

## uni 2700 LH uni Flex Chains • Plastic



Side flexing



70.0 mm (2.76 in.)



See page 14



**SS304** See page 13



See page 118



See curve catalogue



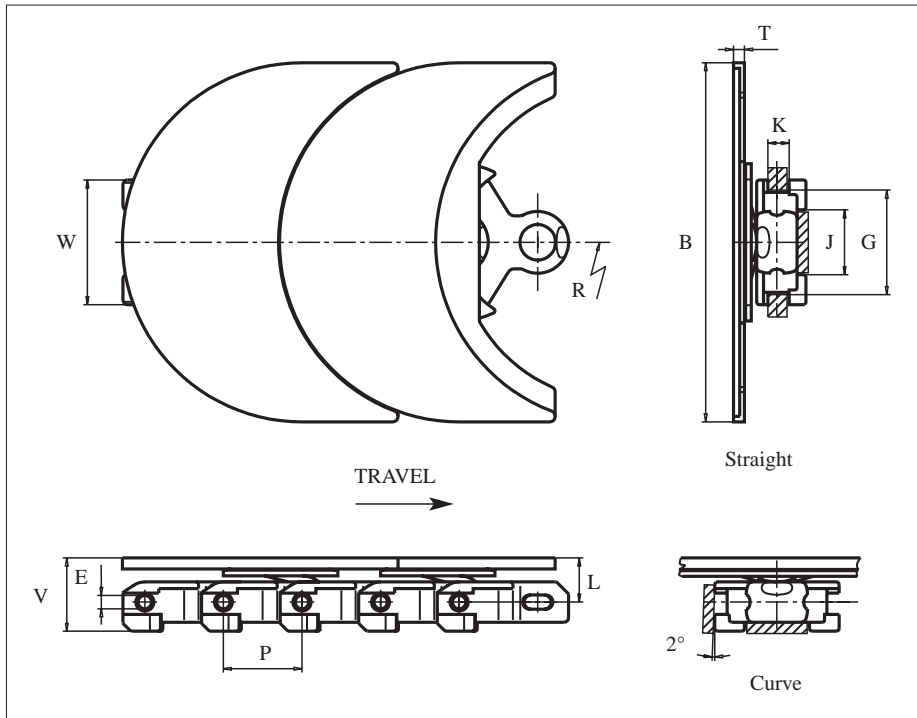
See curve catalogue



2.52 m = 8.25 ft  
No. of links/box: 36



11000 N (2473 lbf)



	mm	in.		mm	in.
<b>B</b>	320.0	12.60	<b>L</b>	38.9	1.53
<b>E</b>	12.0	0.47	<b>P</b>	70.0	2.76
<b>G</b>	92.0	3.62	<b>T</b>	9.5	0.37
<b>J</b>	57.0	2.24	<b>V</b>	65.9	2.59
<b>K</b>	19.0	0.75	-	-	-

All dimensions are for POM-chains.

Standard material for crescent top plates:

**PA6**

Items with **bolded** uni reference numbers are standard.

Items with uni reference numbers in *italic* are available on a made-to-order basis.

	uni reference no.	width W		weight		min. radius R	
	<b>POM-LF</b>	mm	in.	kg/m	lb/ft	mm	in.
<b>uni 2700 LH</b>	<i>37LF2700LH</i>	110.0	4.33	8.7	5.85	600	23.62



The uni 3000 chain is flexible in several directions.

The uni 3000 chain is designed for conveying very heavy items over long distances. It has extremely high tensile strength and good wearability.

## uni 3000 uni Flex Chains • Plastic



Side flexing



80.1 mm (3.15 in.)



See page 14



**SS304** See page 13



200 mm (8.0 in.)



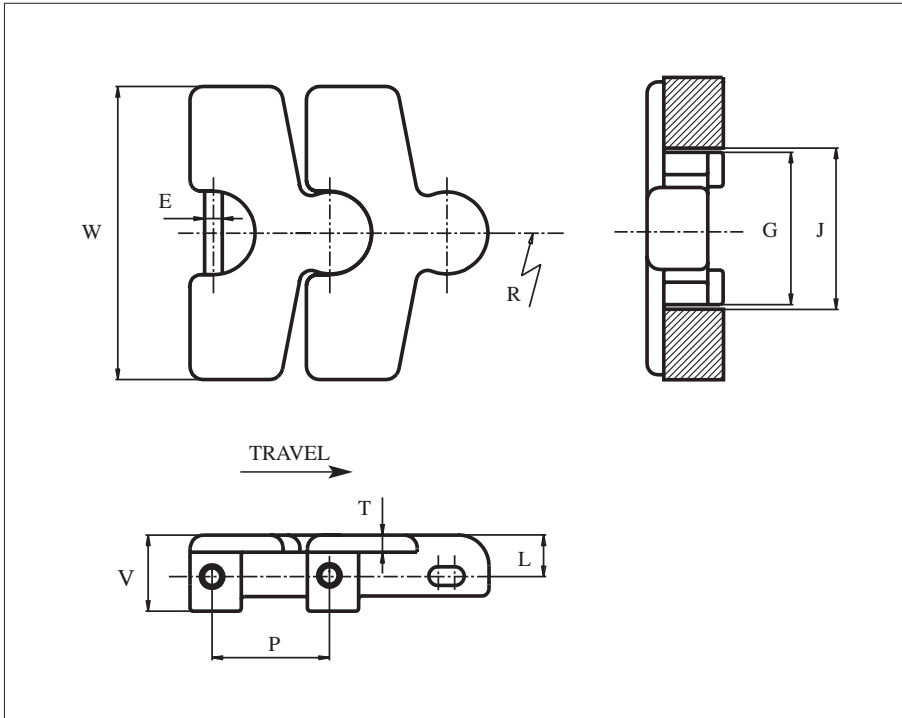
See page 118



3.044 m = 9.99 ft  
No. of links/box: 38



11000 N (2473 lbf)



	mm	in.		mm	in.
<b>E</b>	12.1	0.48	<b>P</b>	80.1	3.15
<b>G</b>	104.0	4.09	<b>T</b>	9.0	0.35
<b>J</b>	110.0	4.33	<b>V</b>	52.0	2.05
<b>L</b>	28.4	1.12	-	-	-

All dimensions are for POM-chains.

Items with **bolded** uni reference numbers are standard.

Items with uni reference numbers in *italic* are available on a made-to-order basis.

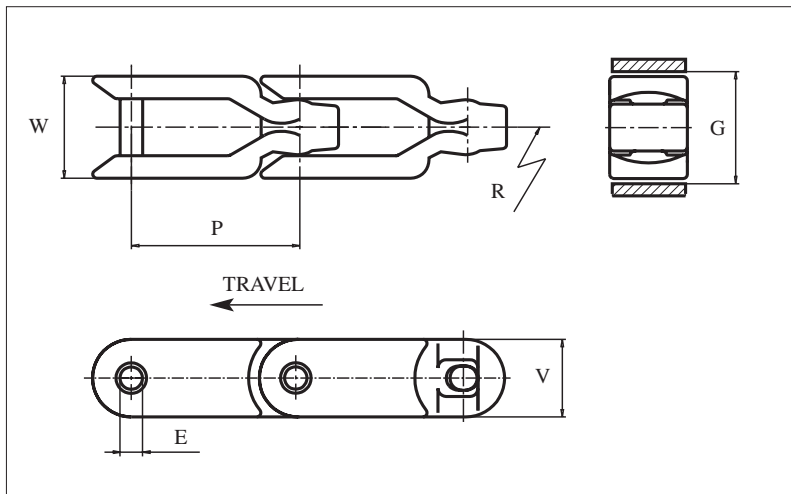
	uni reference no.		width W		weight		min. radius R	
	<b>POM-D</b>	<b>POM-D</b>	mm	in.	kg/m	lb/ft	mm	in.
<b>uni 3000</b>	<i>37D3000W</i>	<i>37D3000G</i>	200.0	7.87	5.8	3.90	600	23.62



The uni 1400 chain is a typical crate conveyor chain.

The uni 1400 is designed with extra material thickness to work in environments where considerable wear on the chain can be expected.

Note that the uni 1400 chain can only run in one direction.



	mm	in.		mm	in.
<b>E</b>	11.0	0.43	<b>P</b>	82.5	3.25
<b>G</b>	54.0	2.13	<b>V</b>	38.0	1.50

All dimensions are for POM-chains.

Items with **bolded** uni reference numbers are standard.  
 Items with uni reference numbers in *italic* are available on a made-to-order basis.

	uni reference no.	width W		weight		min. radius R	
	<b>POM-D</b>	mm	in.	kg/m	lb/ft	mm	in.
<b>uni 1400</b>	<b>33D1400W</b>	53.5	2.11	2.1	1.41	450	17.72

## uni 1400 uni Flex Chains • Plastic



Side flexing



82.5 mm (3.25 in.)



See page 14



**SS304** See page 13



75 mm (2.9 in.)



See page 119



See curve catalogue




See curve catalogue



6.1 m = 20 ft  
No. of links/box: 74



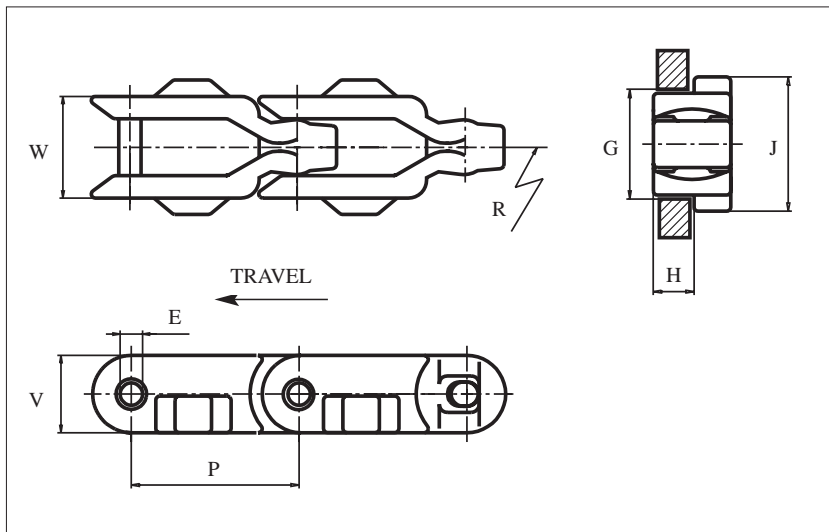
8000 N (1798 lbf)



The uni 1400 TAB chain is a typical crate conveyor chain.

The uni 1400 TAB is designed with extra material thickness to work in environments with considerable wear on the chain.

Note that the uni 1400 TAB chain can only run in one direction.



	mm	in.		mm	in.
<b>E</b>	11.0	0.43	<b>J</b>	66.0	2.60
<b>G</b>	54.0	2.13	<b>P</b>	82.5	3.25
<b>H</b>	20.0	0.79	<b>V</b>	38.0	1.50

All dimensions are for POM-chains.

Items with **bolded** uni reference numbers are standard.  
 Items with uni reference numbers in *italic* are available on a made-to-order basis.

	uni reference no.	width W		weight		min. radius R	
	<b>POM-D</b>	mm	in.	kg/m	lb/ft	mm	in.
<b>uni 1400 TAB</b>	<b>33D1400TW</b>	53.5	2.11	2.3	1.55	450	17.72

## uni 1400 TAB uni Flex Chains • Plastic



Side flexing



82.5 mm (3.25 in.)



See page 14



**SS304** See page 13



75 mm (2.9 in.)



See page 119



See curve catalogue



See curve catalogue



6.1 m = 20 ft  
No. of links/box: 74

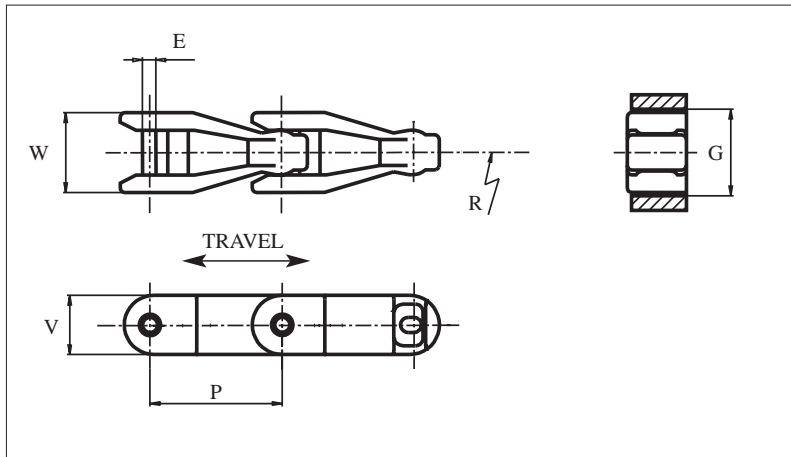


8000 N (1798 lbf)



The uni 2800 chain is a typical crate conveyor chain.

The uni 2800 chain is designed to run in both directions.



## uni 2800 uni Flex Chains • Plastic



Side flexing



82.5 mm (3.25 in.)



See page 14



**SS304** See page 13



75 mm (2.9 in.)



See page 119



See curve catalogue



See curve catalogue



6.1 m = 20 ft  
No. of links/box: 74



6000 N (1349 lbf)

	mm	in.		mm	in.
<b>E</b>	9.5	0.37	<b>P</b>	82.5	3.25
<b>G</b>	54.0	2.13	<b>V</b>	37.3	1.47

All dimensions are for POM-chains.

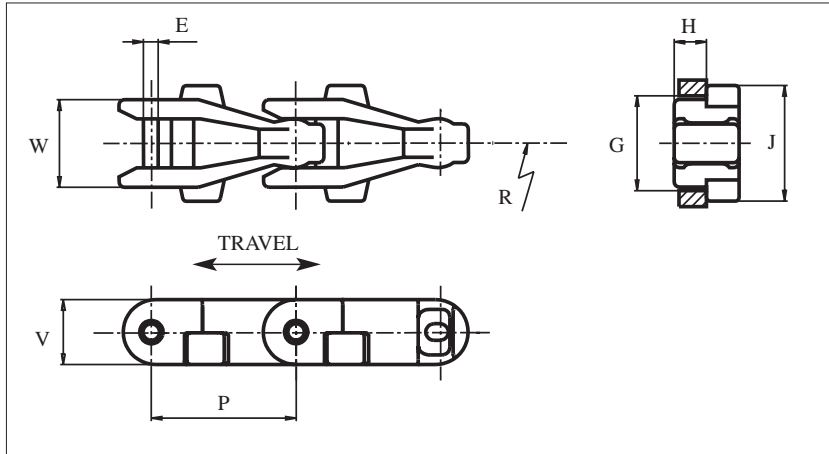
Items with **bolded** uni reference numbers are standard.  
Items with uni reference numbers in *italic* are available on a made-to-order basis.

	uni reference no.		width W		weight		min. radius R	
	<b>POM-D</b>	<b>POM-LF</b>	mm	in.	kg/m	lb/ft	mm	in.
<b>uni 2800</b>	<i>38D2800W</i>	<i>38LF2800</i>	53.5	2.11	1.6	1.09	500	19.69



The uni 2800 TAB chain is a typical crate conveyor chain.

The uni 2800 TAB chain is designed to run in both directions.













	mm	in.		mm	in.
<b>E</b>	9.5	0.37	<b>J</b>	67.4	2.65
<b>G</b>	54.0	2.13	<b>P</b>	82.5	3.25
<b>H</b>	18.1	0.71	<b>V</b>	37.3	1.47


All dimensions are for POM-chains.

Items with **bolded** uni reference numbers are standard.  
 Items with uni reference numbers in *italic* are available on a made-to-order basis.

	uni reference no.			width W		weight		min. radius R	
	POM-D	POM-D	POM-LF	mm	in.	kg/m	lb/ft	mm	in.
<b>uni 2800 TAB</b>	<b>38D2800TW</b>	<i>38D2800TG</i>	<i>38LF2800T</i>	53.5	2.11	1.7	1.14	500	19.69









## uni 2800 TAB uni Flex Chains • Plastic

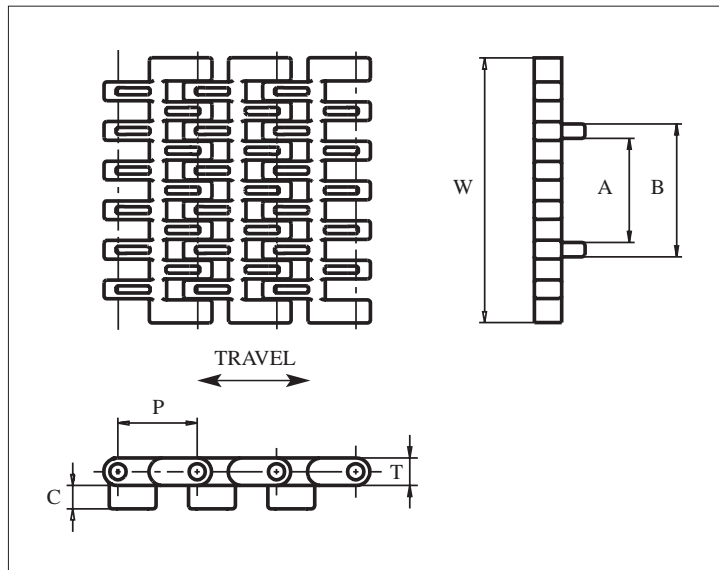
-  Side flexing
-  82.5 mm (3.25 in.)
-  See page 14
-  **SS304** See page 13
-  75 mm (2.9 in.)
-  See page 119
-  See curve catalogue
-  See curve catalogue
-  6.1 m = 20 ft  
No. of links/box: 74
-  6000 N (1349 lbf)



uni SNB M2AT can be used in existing 820 chains conveyors.  
 uni SNB M2AT matches the uni SNB M2 belt.  
 uni SNB M2AT can be used for single liners in combination with accumulation tables equipped with uni SNB M2 belt.  
 The patented surface design ensures minimum line pressure when products are accumulating on the chain.

## uni SNB M2AT Multi Hinge • Plastic

-  Straight running
-  25.4 mm (1.00 in.)
-  See page 14
-  **PP** See page 14
-  65 mm (2.56 in.)
-  See page 120
-  3.048 m = 10 ft  
No. of links/box: 80
-   $\frac{N}{Lbf}$



	mm	in.		mm	in.
<b>A</b>	33.5	1.32	<b>P</b>	25.4	1.00
<b>B</b>	42.7	1.68	<b>T</b>	8.8	0.35
<b>C</b>	7.5	0.29	-	-	-

Items with **bolded** uni reference numbers are standard.  
 Items with uni reference numbers in *italic* are available on a made-to-order basis.

	uni reference no.		width W		weight POM		weight PP	
	<b>POM-D</b>	<b>PP</b>	mm	in.	kg/m	lb/ft	kg/m	lb/ft
<b>uni SNB M2AT-K325</b>	<b>75AD34K325B</b>	<b>75APP34K325G</b>	82.6	3.25	0.6	0.40	0.4	0.27
<b>uni SNB M2AT-K335</b>	<b>75AD34K335B</b>	<b>75APP34K335G</b>	85.1	3.35	0.6	0.40	0.4	0.27
<b>uni SNB M2AT-K450</b>	<b>75AD34K450B</b>	<b>75APP34K450G</b>	114.3	4.50	0.8	0.54	0.5	0.36
<b>uni SNB M2AT-K600</b>	<b>75AD34K600B</b>	<b>75APP34K600G</b>	152.4	6.00	1.0	0.67	0.7	0.47
<b>uni SNB M2AT-K750</b>	<b>75AD34K750B</b>	<b>75APP34K750G</b>	189.4	7.46	1.2	0.81	0.8	0.54

### POM-D

- uni SNB M2AT-K325: 1700 N (382 lbf)
- uni SNB M2AT-K335: 1700 N (382 lbf)
- uni SNB M2AT-K450: 2400 N (539 lbf)
- uni SNB M2AT-K600: 3400 N (764 lbf)
- uni SNB M2AT-K750: 4400 N (989 lbf)

### PP

- uni SNB M2AT-K325: 1100 N (247 lbf)
- uni SNB M2AT-K335: 1100 N (247 lbf)
- uni SNB M2AT-K450: 1500 N (337 lbf)
- uni SNB M2AT-K600: 2300 N (517 lbf)
- uni SNB M2AT-K750: 2900 N (652 lbf)



uni Light EP is designed for conveying light products.

The chain is assembled with endlocks or rod-locks.

uni Light EP is available with different designs and surfaces (Closed and Rib).

uni Light EP is also available as a modular belt system.

## uni Light EP Multi Hinge • Plastic



Straight running



38.1 mm (1.50 in.)



See page 14



**PP** See page 14



uni Light EP: 75 mm (2.95 in.)  
uni Light EP Rib:  
150 mm (5.91 in.)



See page 121



3.048 m = 10 ft  
No. of links/box: 80

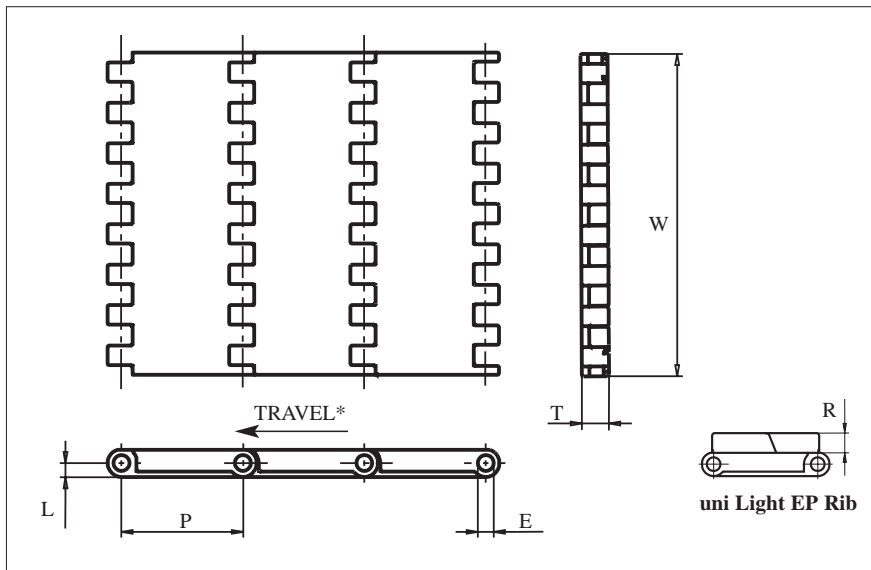


### POM-LF

uni Light EP C-K250: 651 N (146 lbf)  
uni Light EP C-K325: 846 N (190 lbf)  
uni Light EP C-K400: 1041 N (234 lbf)  
uni Light EP Rib-K400: 1041 N (234 lbf)  
uni Light EP C-K450: 1172 N (263 lbf)  
uni Light EP C-K600: 1562 N (351 lbf)  
uni Light EP Rib-K600: 1562 N (351 lbf)  
uni Light EP C-K750: 1953 N (439 lbf)

### PP

uni Light EP C-K250: 325 N (73 lbf)  
uni Light EP C-K325: 423 N (95 lbf)  
uni Light EP C-K400: 521 N (117 lbf)  
uni Light EP Rib-K400: 521 N (117 lbf)  
uni Light EP C-K450: 586 N (132 lbf)  
uni Light EP C-K600: 781 N (176 lbf)  
uni Light EP Rib-K600: 781 N (176 lbf)  
uni Light EP C-K750: 976 N (219 lbf)




\* uni-chains recommends this travel direction. However, travel in both directions is possible.

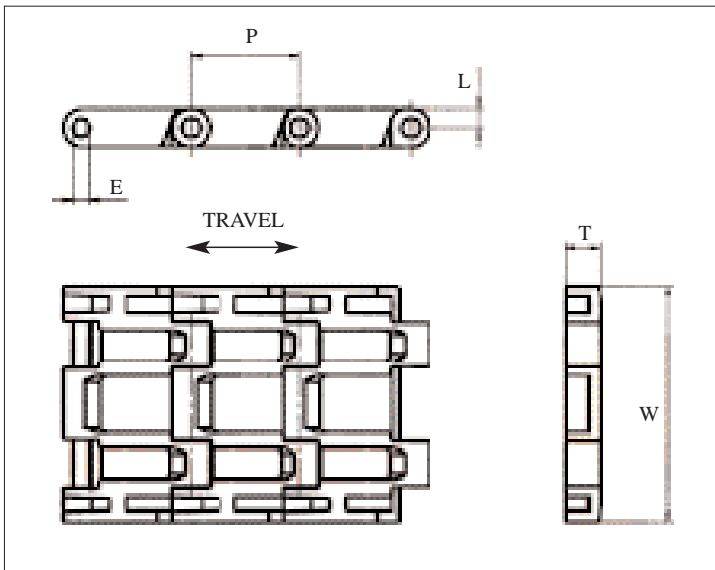
	mm	in.		mm	in.
<b>E</b>	5.0	0.20	<b>R</b>	7.3	0.29
<b>L</b>	4.3	0.17	<b>T</b>	8.5	0.34
<b>P</b>	38.1	1.50	-	-	-

Items with **bolded** uni reference numbers are standard.  
Items with uni reference numbers in *italic* are available on a made-to-order basis.

	uni reference no.		width W		weight POM		weight PP	
	<b>POM-LF</b>	<b>PP</b>	mm	in.	kg/m	lb/ft	kg/m	lb/ft
uni Light EP C-K250	<b>25LFPP000250</b>	<b>25PPPP000250W</b>	63.5	2.50	0.4	0.27	0.2	0.13
uni Light EP C-K325	<b>25LFPP000325</b>	<b>25PPPP000325W</b>	82.6	3.25	0.5	0.34	0.3	0.20
uni Light EP C-K400	<b>25LFPP000400</b>	<b>25PPPP000400W</b>	101.6	4.00	0.6	0.40	0.4	0.27
uni Light EP C-K450	<b>25LFPP000450</b>	<b>25PPPP000450W</b>	114.3	4.50	0.7	0.47	0.5	0.34
uni Light EP C-K600	<b>25LFPP000600</b>	<b>25PPPP000600W</b>	152.4	6.00	0.9	0.60	0.6	0.40
uni Light EP C-K750	<b>25LFPP000750</b>	<b>25PPPP000750W</b>	190.5	7.50	1.1	0.74	0.7	0.47
uni Light EP Rib-K400	<b>25LFPPR000400BR</b>	<b>25PPPPR000400W</b>	101.6	4.00	0.7	0.47	0.5	0.32
uni Light EP Rib-K600	<b>25LFPPR000600BR</b>	<b>25PPPPR000600W</b>	152.4	6.00	1.1	0.74	0.7	0.47



The chain is available in a closed version and with 2 different openings (29% and 32%). uni SSB is also available as a modular belt system. The wear resistant design makes uni SSB ideal in e.g. bottle handling and bakery applications.



	mm	in.		mm	in.
<b>E</b>	6.5	0.26	<b>P</b>	38.1	1.50
<b>L</b>	6.4	0.25	<b>T</b>	12.7	0.50

Items with **bolded** uni reference numbers are standard.  
Items with uni reference numbers in *italic* are available on a made-to-order basis.

	uni reference no.			width W		weight	
	<b>POM-LF</b>	<b>POM-SLF</b>	<b>PP</b>	mm	in.	kg/m	lb/ft
<b>uni SSB C-K300</b>	<b>16LFSS0300</b>	<b>16SLFSS0300G</b>	<b>16PPSS0300G</b>	76.2	3.00	1.2	0.81
<b>uni SSB C-K325</b>	<b>16LFSS0325</b>	<b>16SLFSS0325G</b>	<b>16PPSS0325G</b>	82.6	3.25	1.3	0.87
<b>uni SSB C-K450</b>	<b>16LFSS0450</b>	<b>16SLFSS0450G</b>	<b>16PPSS0450G</b>	114.3	4.50	1.8	1.21
<b>uni SSB C-K600</b>	<b>16LFSS0600</b>	<b>16SLFSS0600G</b>	<b>16PPSS0600G</b>	152.4	6.00	2.4	1.61
<b>uni SSB C-K750</b>	<b>16LFSS0750</b>	<b>16SLFSS0750G</b>	<b>16PPSS0750G</b>	190.5	7.50	3.0	2.02
<b>uni SSB 29%-K300</b>	<b>16LFSS290300</b>	<b>16SLFSS290300G</b>	<b>16PPSS290300G</b>	76.2	3.00	1.0	0.67
<b>uni SSB 29%-K600</b>	<b>16LFSS290600</b>	<b>16SLFSS290600G</b>	<b>16PPSS290600G</b>	152.4	6.00	2.2	1.48
<b>uni SSB 32%-K300</b>	<b>16LFSS320300</b>	<b>16SLFSS320300G</b>	<b>16PPSS320300G</b>	76.2	3.00	0.8	0.54
<b>uni SSB 32%-K600</b>	<b>16LFSS320600</b>	<b>16SLFSS320600G</b>	<b>16PPSS320600G</b>	152.4	6.00	1.7	1.14

## uni SSB Multi Hinge • Plastic

- Straight running
- 38.1 mm (1.50 in.)
- See page 14
- SS304** See page 13
- 45 mm (1.77 in.)
- See page 113 and 121
- See page 122
- 3.048 m = 10 ft  
No. of links/box: 80
- 

### **POM-LF**

uni SSB K250: 2286 N (514 lbf)  
uni SSB K325: 2972 N (668 lbf)  
uni SSB K450: 4115 N (925 lbf)  
uni SSB K600: 5486 N (1233 lbf)  
uni SSB K750: 6858 N (1542 lbf)  
*Note: PP-pin: Permissible tensile is 25% of above values.*  
*Note: GR-pin: Permissible tensile is 50% of above values.*

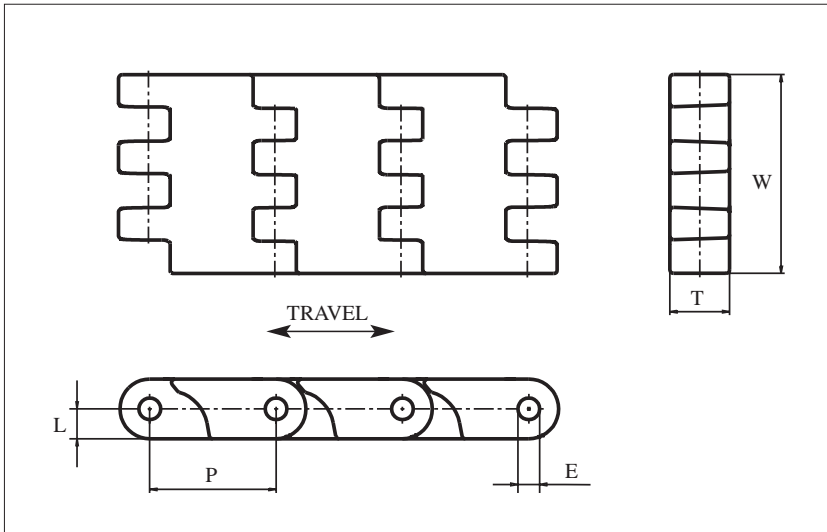
### **PP**

uni SSB K250: 1143 N (257 lbf)  
uni SSB K325: 1486 N (334 lbf)  
uni SSB K450: 2057 N (462 lbf)  
uni SSB K600: 2743 N (617 lbf)  
uni SSB K750: 3429 N (771 lbf)  
*Note: PP-pin: Permissible tensile is 60% of above values.*  
*Note: GR-pin: Permissible tensile is 70% of above values.*



uni XLB is designed for use in industries where an extremely heavy load must be conveyed. uni XLB is a bi-directional chain. It is more than 1 in. thick and is very durable and wear resistant. uni XLB is also available as a modular belt system.

The solid design, large wearstrip contact area and large SS pins make this chain the strongest and most wear resistant chain available.



	mm	in.		mm	in.
<b>E</b>	10.5	0.41	<b>P</b>	63.5	2.50
<b>L</b>	15.0	0.59	<b>T</b>	30.0	1.18

Items with **bolded** uni reference numbers are standard.  
Items with uni numbers in *italic* are available on a made-to-order basis.

	uni reference no.		width W		weight	
	<b>POM-D</b>	<b>POM-D</b>	mm	in.	kg/m	lb/ft
<b>uni XLB-K400</b>	<b>73DSS00400K</b>	<b>73DPA6600400K</b>	101.6	4.00	4.2	2.82
<b>uni XLB-K800</b>	<b>73DSS00800K</b>	<b>73DPA6600800K</b>	203.2	8.00	8.4	5.64

## uni XLB Multi Hinge • Plastic



Straight running



63.5 mm (2.50 in.)



See page 14



**SS304** See page 13

**PA6.6** See page 15



100 mm (3.94 in.)



See page 121



3.048 m = 10 ft  
No. of links/unit: 80



### Pins

**SS304**

uni XLB K400: 11500 N (2590 lbf)


uni XLB K800: 20000 N (4500 lbf)

### Pins

**PA6.6**

uni XLB K400: 10350 N (2327 lbf)

uni XLB K800: 18000 N (4046 lbf)



The limit for the incline of a chain conveyor without the problem of products sliding back is usually 3-4 degrees.

uni-chains has solved the problem of transporting products on an inclining conveyor.

We produce chains with moulded rubber inserts for most of our plastic series. The inserts are available in various hardnesses.

Chains with moulded rubber inserts can be supplied for all uni Slat Top chains, Snap-On chains and some uni Flex chains.

Please contact uni-chains for further information.

## Rubber Materials

Rubber code	TPE type	rubber colour	hardness (shore A)	temperature range		FDA approved	Attachment to base link
				°C	°F		
<b>00K</b>	TPU	Black	55	-40 to +50°C	-40 to +122°F	no	Mechanical
<b>01N</b>	TPV	Natural	64	-40 to +125°C	-40 to +257°F	yes	Mechanical
<b>03N</b>	TPV	Natural	60	-40 to +104°C	-40 to +219°F	yes	Co-moulding
<b>03K</b>	TPV	Black	60	-40 to +104°C	-40 to +219°F	no	Co-moulding
<b>04K</b>	Amid	Black	75	-40 to +80°C	-40 to +176°F	no	Mechanical
<b>05I</b>	TPU	Ivory	85	-40 to +80°C	-40 to +176°F	yes	Mechanical
<b>06N</b>	TPO	Natural	92	-40 to +70°C	-40 to +158°F	no	Mechanical
<b>06K</b>	TPO	Black	92	-40 to +70°C	-40 to +158°F	no	Mechanical

## Chains with moulded Rubber Inserts Inserts for Series uni 820/831 and uni 821

Rubber code

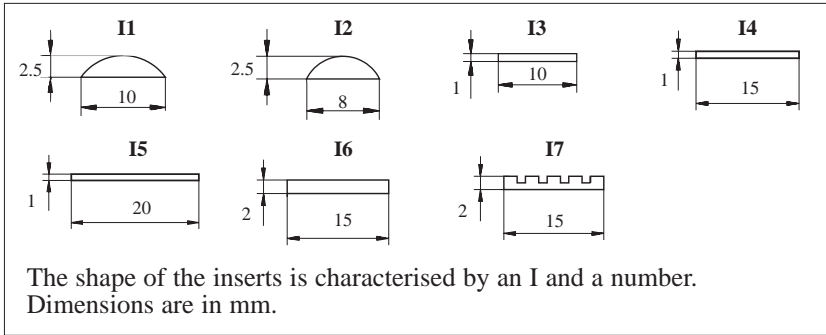
**051**

Material for base chain

**POM-LF**

Materials

See page 101 and 14



The primary size and type of insert are stated in the tables as the R-type + a number e.g. **R10** and shape **I1**.  
The tables below show available lengths of the inserts.  
The other lengths and types of inserts can be supplied upon request at an extra charge.

Type of inserts	I1		I2		I3		I4		I5		I6		I7	
	mm	in.	mm	in.	mm	in.	mm	in.	mm	in.	mm	in.	mm	in.
uni 820/831-K250	12/30	0.47/1.18	-	-	-	-	-	-	-	-	-	-	-	-
uni 820/831-K325 <b>R10</b>	12/30 <b>60</b>	0.47/1.18 <b>2.36</b>	-	-	60/75	2.36	-	-	70	2.76	-	-	-	-
uni 820/831-K350 <b>R10</b>	12/30 <b>60</b>	0.47/1.18 <b>2.36</b>	-	-	60/75	2.36/2.95	-	-	70	2.76	-	-	-	-
uni 820/831-K400 <b>R11</b>	12/30 60/90	0.47/1.18 2.36/3.54	-	-	60/75	2.36/2.95	-	-	70	2.76	-	-	-	-
uni 820/831-K450 <b>R12</b>	12/30 60/90 <b>105</b>	0.47/1.18 2.36/3.54 <b>4.13</b>	-	-	60/75 108	2.36/2.95 4.25	-	-	70	2.76	-	-	100	3.94
uni 820/831-K600 <b>R13</b>	12/30 60/90 105/130	0.47/1.18 2.36/3.54 4.13/5.12	-	-	60/75 108/140	2.36/2.95 4.25/5.51	140	5.51	70/140	2.76/5.51	-	-	100	3.94
uni 820/831-K750 <b>R14</b>	12/30 60/90 105/130 <b>170</b>	0.47/1.18 2.36/3.54 4.13/5.12 <b>6.69</b>	-	-	60/75 108/140	2.36/2.95 4.25/5.51	140	5.51	70/140	2.76/5.51	-	-	100	3.94

Type of inserts	I1		I2		I3		I4		I5		I6		I7	
	mm	in.	mm	in.	mm	in.	mm	in.	mm	in.	mm	in.	mm	in.
uni 821-K750 <b>R14</b>	12/30 60/90 105/130 <b>170</b>	0.47/1.18 2.36/3.54 4.13/5.12 <b>6.69</b>	-	-	60/75 108/140	2.36/2.95 4.25/5.51	140	5.51	70	2.76	-	-	100	3.94
uni 821-K1000 <b>R15</b>	12/30 60/90 105/130 170/200	0.47/1.18 2.36/3.54 4.13/5.12 6.69/7.87	-	-	60/75 108/140 200	2.36/2.95 4.25/5.51 7.87	140/200	5.51/7.87	70/140 200	2.76/5.51 7.87	250	9.84	100/235	3.94/9.25
uni 821-1200 <b>R16</b>	12/30 60/90 105/130 170/200	0.47/1.18 2.36/3.54 4.13/5.12 6.69/7.87	<b>295</b>	<b>11.61</b>	60/75 108/140 200/290	2.36/2.95 4.25/5.11 7.87/11.42	140	5.51	70/140 200	2.76/5.51 7.87	250	9.84	100/235	3.94/9.25

## Chains with moulded Rubber Inserts

### Inserts for Series uni 879/880, uni 879/880 TAB and uni 843

Rubber code

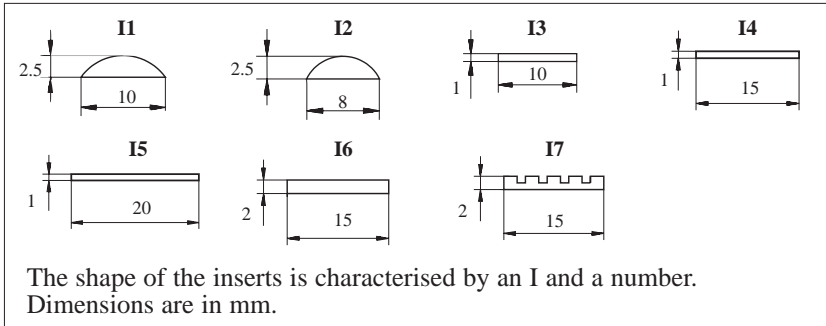
**051**

Material for base chain

**POM-LF**

Materials

See page 101 and 14



The primary size and type of insert are stated in the tables as the R-type + a number e.g. **R10** and shape **I1**.

The tables below show available lengths of the inserts.

The other lengths and types of inserts can be supplied upon request at an extra charge.

Type of inserts	I1		I2		I3		I4		I5		I6		I7	
	mm	in.	mm	in.	mm	in.	mm	in.	mm	in.	mm	in.	mm	in.
uni 879/880-K250R	12/30	0.47/1.18	-	-	-	-	-	-	-	-	-	-	-	-
uni 879/880-K250	12/30	0.47/1.18	-	-	-	-	-	-	-	-	-	-	-	-
uni 879/880-K325R	12/30 60	0.47/1.18 2.36	-	-	60	2.36	-	-	-	-	-	-	-	-
uni 879 TAB SF-K325	12/30 60	0.47/1.18 2.36	-	-	60	2.36	-	-	-	-	-	-	-	-
uni 880 TAB-K325RT	12/30 60	0.47/1.18 2.36	-	-	60	2.36	-	-	-	-	-	-	-	-
uni 879/880 TAB-K325 R10	12/30 <b>60</b>	0.47/1.18 <b>2.36</b>	-	-	60	2.36	-	-	-	-	-	-	-	-
uni 879/880 TAB-K350 R10	12/30 <b>60</b>	0.47/1.18 <b>2.36</b>	-	-	60/75	2.36/2.95	-	-	-	-	-	-	-	-
uni 879/880 TAB-K450R	12/30 60	0.47/1.18 2.36	-	-	60	2.36	-	-	-	-	-	-	-	-
uni 879/880 TAB-K450 R11	12/30 60/90 105	0.47/1.18 2.36/3.54 4.13	-	-	60/75 108	2.36/2.95 4.25	-	-	-	-	-	-	-	-
uni 879/880 TAB-K750 R13	12/30 60/90 105/130 170	0.47/1.18 2.36/3.54 4.13/5.12 6.69	-	-	60/75 108/140	2.36/2.95 4.25/5.51	-	-	-	-	-	-	-	-

Type of inserts	I1		I2		I3		I4		I5		I6		I7	
	mm	in.	mm	in.	mm	in.	mm	in.	mm	in.	mm	in.	mm	in.
uni 843-K100	12	0.47	-	-	-	-	-	-	-	-	-	-	-	-
uni 843-K138	25	0.98	-	-	-	-	-	-	-	-	-	-	-	-
uni 843-K144	12/30	0.47/1.18	-	-	-	-	-	-	-	-	-	-	-	-
uni 843-K175	12/30	0.47/1.18	-	-	-	-	-	-	-	-	-	-	-	-
uni 843-K200	12/30	0.47/1.18	-	-	-	-	-	-	-	-	-	-	-	-
uni 843-K250	12/30	0.47/1.18	-	-	-	-	-	-	-	-	-	-	-	-
uni 843-K325	12/30/60	0.47/1.18/2.36	-	-	60	2.36	-	-	-	-	-	-	-	-

## Chains with moulded Rubber Inserts

### Inserts for Series uni 863/963, uni 863TAB/963 TAB and uni 882/882 TAB

Rubber code

**05I**

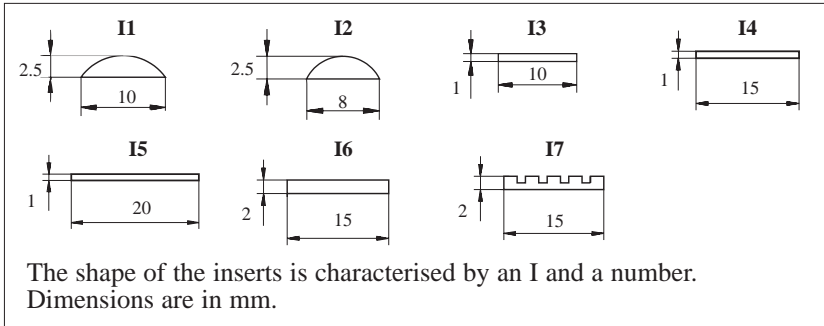
Material for base chain

**POM-LF**

**POM-D**

Materials

See page 101 and 14



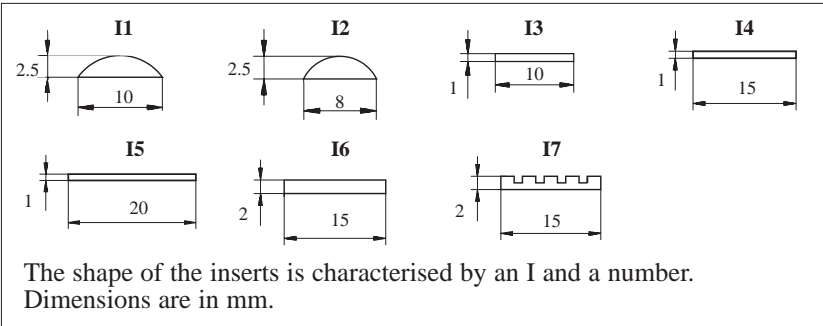
The primary size and type of insert are stated in the tables as the R-type + a number e.g. **R10** and shape **I1**.

The tables below show available lengths of the inserts.

The other lengths and types of inserts can be supplied upon request at an extra charge.

Type of inserts	I1		I2		I3		I4		I5		I6		I7	
	mm	in.	mm	in.	mm	in.	mm	in.	mm	in.	mm	in.	mm	in.
uni 863/963-K325 <b>R10</b>	12/30 <b>60</b>	0.47/1.18 <b>2.36</b>	-	-	60	2.36	-	-	70	2.76	-	-	-	-
uni 863/963-K450 <b>R12</b>	12/30 60/90 <b>105</b>	0.47/1.18 2.36/3.54 <b>4.13</b>	-	-	60/75 108	2.36/2.95 4.25	-	-	70	2.76	-	-	100	3.94
uni 863/963-K600 <b>R13</b>	12/30 60/90 105/ <b>130</b>	0.47/1.18 2.36/3.54 4.13/ <b>5.12</b>	-	-	60/75 108/140	2.36/2.95 4.25/5.51	140	5.51	70/140	2.76/5.51	-	-	100	3.94
uni 863/963-K750 <b>R14</b>	12/30 60/90 105/130 <b>170</b>	0.47/1.18 2.36/3.54 4.13/5.12 <b>6.69</b>	-	-	60/75 108/140	2.36/2.95 4.25/5.51	140	5.51	70/140	2.76/5.51	-	-	100	3.94

Type of inserts	I1		I2		I3		I4		I5		I6		I7	
	mm	in.	mm	in.	mm	in.	mm	in.	mm	in.	mm	in.	mm	in.
uni 882/882 TAB-K450 <b>R11</b>	12/30 60/ <b>90</b> 105	0.47/1.18 2.36/ <b>3.54</b> 4.13	-	-	60/75 108	2.36/2.95 4.25	-	-	-	-	-	-	-	-
uni 882/882 TAB-K750 <b>R13</b>	12/30 60/90 105/ <b>130</b> 170	0.47/1.18 2.36/3.54 4.13/ <b>5.12</b> 6.69	-	-	60/75 108/140	2.36/2.95 4.25/5.51	-	-	-	-	-	-	-	-
uni 882/882 TAB-K1000 <b>R15</b>	12/30 60/90 105/130 170/ <b>200</b>	0.47/1.18 2.36/3.54 4.13/5.12 6.69/ <b>7.87</b>	-	-	60/75 108/140	2.36/2.95 4.25/5.51	-	-	-	-	-	-	-	-
uni 882/882 TAB-K1200 <b>R16</b>	12/30 60/90 105/130 170/200	0.47/1.18 2.36/3.54 4.13/5.12 6.69/7.87	<b>295</b>	<b>11.61</b>	60/75 108/140 200/250	2.36/2.95 4.25/5.51 7.89/9.84	-	-	-	-	-	-	-	-
uni 882/882 TAB-K1500 <b>R16</b>	12/30 60/90 105/130 170/200	0.47/1.18 2.36/3.54 4.13/5.12 6.69/7.87	<b>295</b>	<b>11.61</b>	60/75 108/140 200/250	2.36/2.95 4.25/5.51 7.89/9.84	-	-	-	-	-	-	-	-
uni 882/882 TAB-K1600 <b>R16</b>	12/30 60/90 105/130 170/200	0.47/1.18 2.36/3.54 4.13/5.12 6.69/7.87	<b>295</b>	<b>11.61</b>	60/75 108/140 200/250	2.36/2.95 4.25/5.51 7.89/9.84	-	-	-	-	-	-	-	-



Rubber code

**051**

Material for base chain

**POM-LF**

Materials

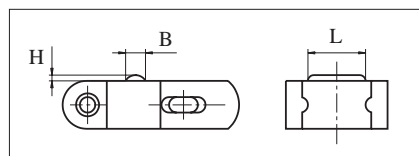
See page 101 and 14

The primary size and type of insert are stated in the tables as the R-type + a number e.g. **R10** and shape **I1**.

The tables below show available lengths of the inserts.

The other lengths and types of inserts can be supplied upon request at an extra charge.

Type of inserts	I1		I2		I3		I4		I5		I6		I7	
	mm	in.	mm	in.	mm	in.	mm	in.	mm	in.	mm	in.	mm	in.
uni 1873-K225	12/30	0.47/1.18	-	-	-	-	-	-	-	-	-	-	-	-
uni 1873-K250	12/30	0.47/1.18	-	-	-	-	-	-	-	-	-	-	-	-
uni 1873-K325 <b>R10</b>	12/30 <b>60</b>	0.47/1.18 <b>2.36</b>	-	-	60	2.36	-	-	70	2.76	-	-	70	2.76
uni 1873-K450 <b>R11</b>	12/30 60/90 105	0.47/1.18 2.36/3.54 4.13	-	-	60/75 108	2.36/2.95 4.25	-	-	70	2.76	-	-	100	3.94
uni 1873-K600 <b>R13</b>	12/30 60/90 105/130	0.47/1.18 2.36/3.54 4.13/5.12	-	-	60/75 108/140	2.36/2.95 4.25/5.51	140	5.51	70/140	2.76/5.51	-	-	100	3.94
uni 1873-750 <b>R14</b>	12/30 60/90 105/130 <b>170</b>	0.47/1.18 2.36/3.54 4.13/5.12 <b>6.69</b>	-	-	60/75 108/140	2.36/2.95 4.25/5.51	140	5.51	70/140	2.76/5.51	-	-	100	3.94
uni 1873-1000 <b>R15</b>	12/30 60/90 105/130 170/200	0.47/1.18 2.36/3.54 4.13/5.12 6.69/7.87	-	-	60/75 108/140 200	2.36/2.95 4.25/5.51 7.87	140/200	5.51/7.87	70/140 200	2.76/5.51 7.87	-	-	100/235	3.94/9.25
uni 1873-1200 <b>R16</b>	12/30 60/90 105/130 170/200	0.47/1.18 2.36/3.54 4.13/5.12 6.69/7.87	<b>295</b>	<b>11.61</b>	60/75 108/140 200/290	2.36/2.95 4.25/5.57 7.87/11.42	140/200	5.51/7.87	70/140 200	2.76/5.51 7.87	250	9.84	100/235	3.94/9.25



	mm	in.
<b>B</b>	10.0	0.39
<b>L</b>	30.0	1.18
<b>H</b>	3.0	0.12

### Inserts for uni Flex

Rubber code


**051**

Materials

See page 101

Rubber inserts can be supplied for all types except uni 1703, uni 2600-O, uni 1400, uni 2800 and uni 3200.

For the uni 2700 series the rubber insert can be supplied in 60 mm (2.36 in.) length.



Rubber code

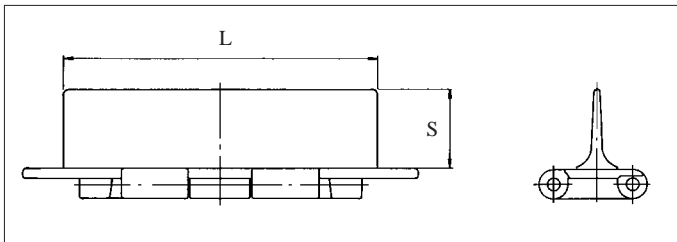
04K

Materials

See page 101

For conveyors with very steep inclines or other situations where product supports are wanted uni-chains can supply chain links with moulded product supports.

The product supports are moulded directly into the chain links. This ensures good mechanical integrity and gentle conveying of the items.



	mm	in.
S	38.0	1.50

L varies according to the type.  
See table next page with the different sizes.

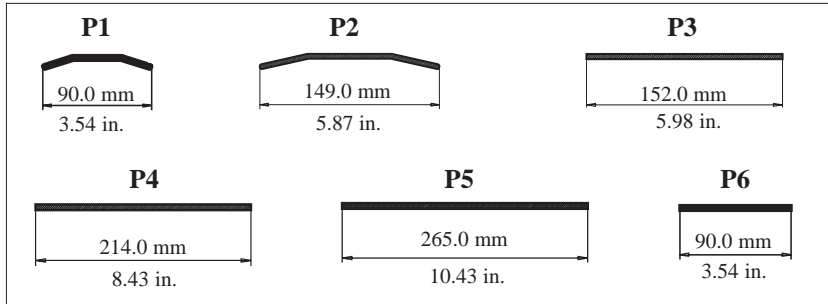


Rubber code

**04K**

Materials

See page 101



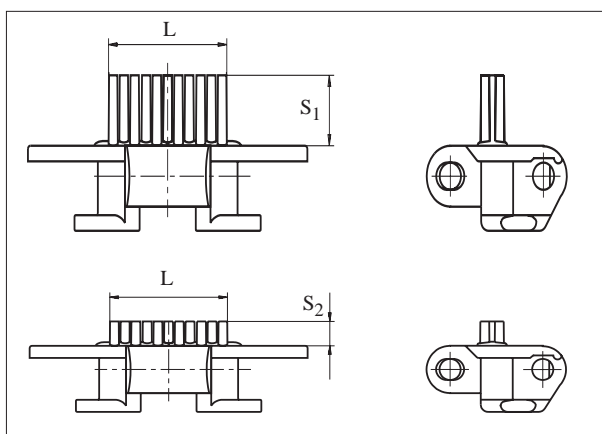
Type of chains		Type of product support					
		P1	P2	P3	P4	P5	P6
uni 820/831	K450	X					X
	K600	X					X
	K750	X	X	X			X
uni 821	K750	X	X	X			X
	K1000	X	X	X	X		X
	K1200	X	X	X	X	X	X
uni 880	K450	X					X
	K750	X					X
uni 882	K450	X					X
	K750	X	X				X
	K1000	X	X				X
	K1200	X	X				X
uni SC-TAB	K450	X					X
	K750	X	X	X			X
	K1000	X	X	X	X		X
uni 863/963	K450	X					X
	K500	X					X
	K600	X					X
	K750	X	X	X			X
	K1000	X	X	X	X		X

Rubber code

**06N**

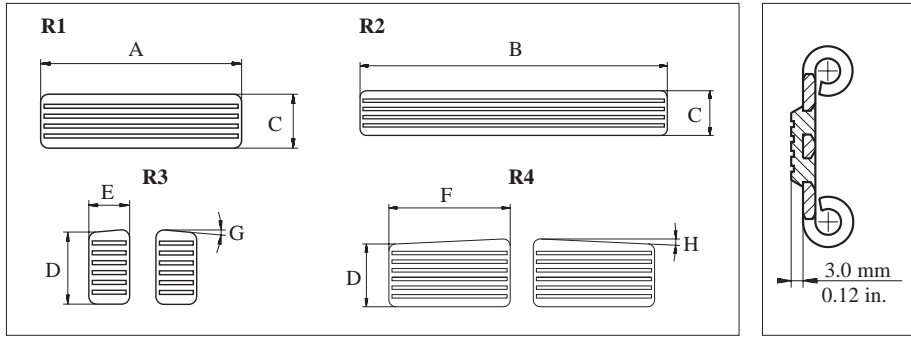
Materials

See page 101



	mm	in.
L	48.5	1.91
S <sub>1</sub>	22.5	0.89
S <sub>2</sub>	10.0	0.39

The moulded brush inserts can be supplied in the following chains:  
uni 820/831, uni 821, uni 880/880 TAB, uni 882/882 TAB and uni 1873.




Rubber code

**06K**

Materials

See page 101



Steel chains are also available with moulded rubber inserts. Examples of these chains are shown below. Please note that the rubber is moulded into the links. As a result the rubber cannot fall off as could be the case if it was vulcanized on the links.

Type of chains	R1	R2	R3	R4
uni SS812-K325	X		X	
uni SS812-K400	X		X	
uni SS812-K450	X		X	
uni SS812-K600	X	X	X	
uni SS812-K750	X	X	X	
uni SS802-K750	X	X		
uni SS881-K325			X	
uni SS881-K450			X	
uni SS881 TAB-K325			X	
uni SS881 TAB-K450			X	
uni SS881 TAB-K750			X	X
uni SS8811-K325			X	
uni SS8811-K450			X	
uni SS8811-K750			X	X
uni SS8811 TAB-K325			X	
uni SS8811 TAB-K450			X	
uni SS8811 TAB-K750			X	X

	mm	in.		mm	in.		
<b>A</b>	76.0	2.99	<b>D</b>	27.0	1.06	<b>G</b>	5°
<b>B</b>	140.0	5.51	<b>E</b>	15.0	0.59	<b>H</b>	2.6°
<b>C</b>	20.4	0.80	<b>F</b>	52.5	2.07	-	-

For the ribbed versions of uni special chains finger plates are available to facilitate product transfer between two conveyors.

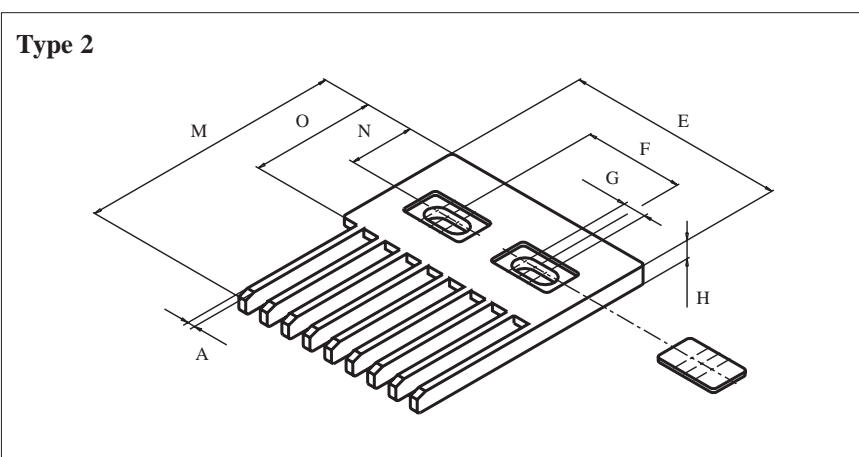
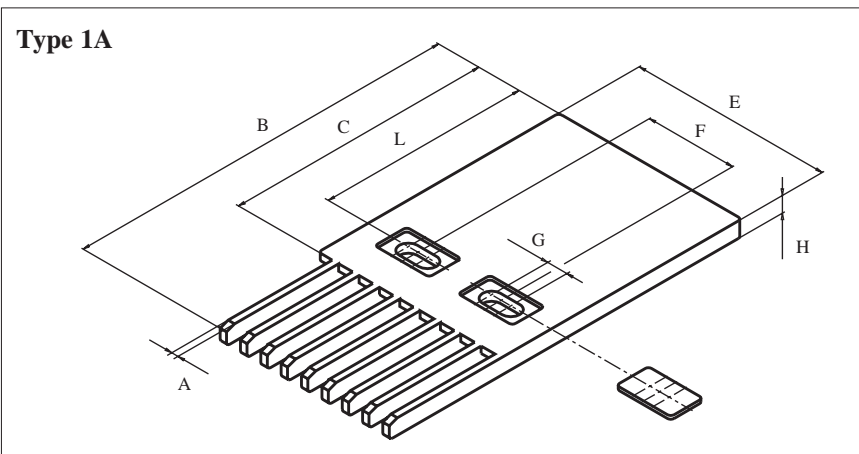
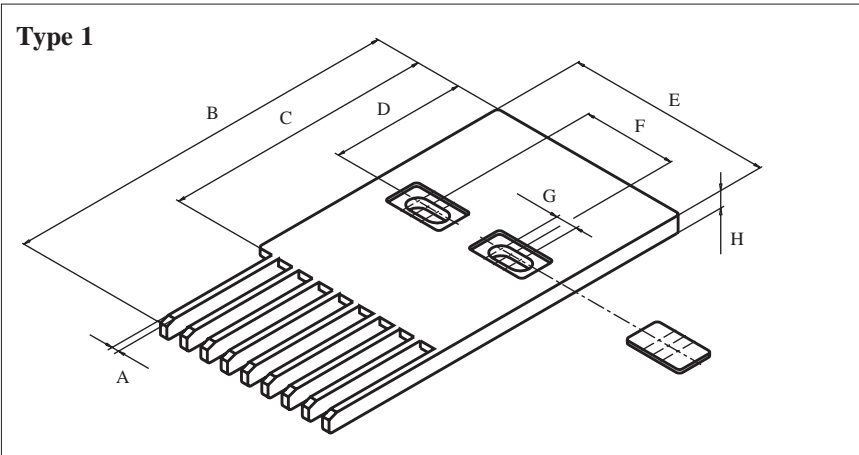
The finger plates can be installed with plastic screws. The finger plates are supplied with cover caps to close the screw holes. The cover caps can easily be removed with a screw driver.

Standard material

POM-LF

Materials

See page 14



	mm	in.		mm	in.		mm	in.		mm	in.
A	4.0	0.16	D	75.0	2.95	G	12.0	0.47	M	135.0	5.31
B	220.0	8.66	E	114.3	4.50	H	9.5	0.37	N	34.0	1.34
C	150.0	5.91	F	52.0	2.05	L	119.0	4.69	O	65.0	2.56

For the ribbed versions of uni special chains finger plates are available to facilitate product transfer between two conveyors.

The finger plates can be installed with plastic screws. The finger plates are supplied with cover caps to close the screw holes. The cover caps can easily be removed with a screw driver.

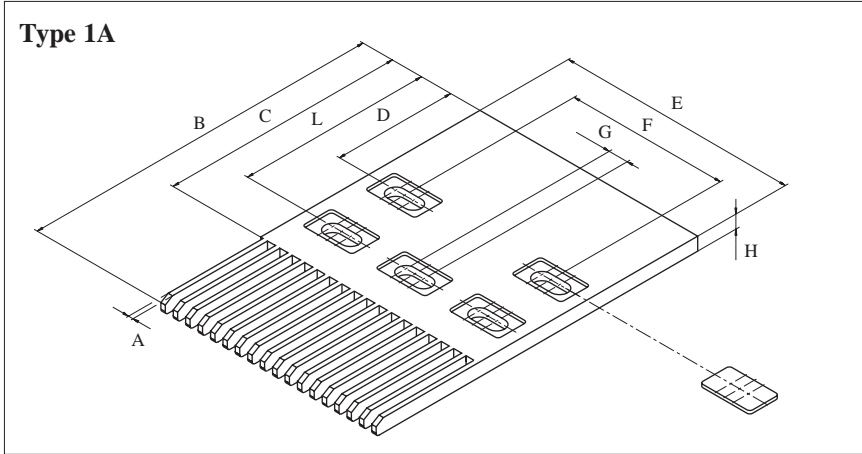
Standard material

POM-LF

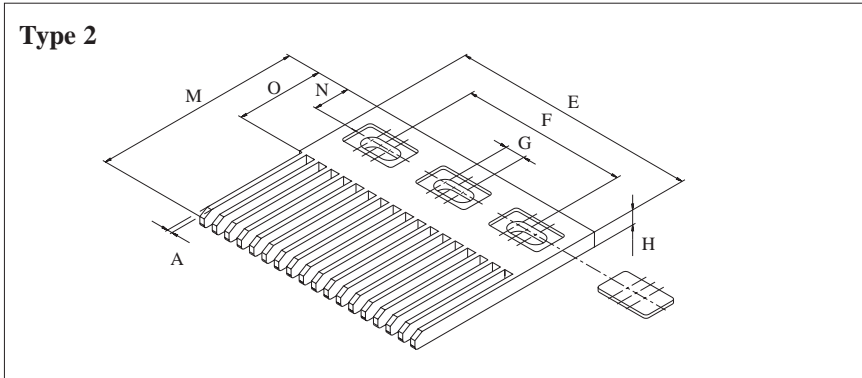
Materials

See page 14

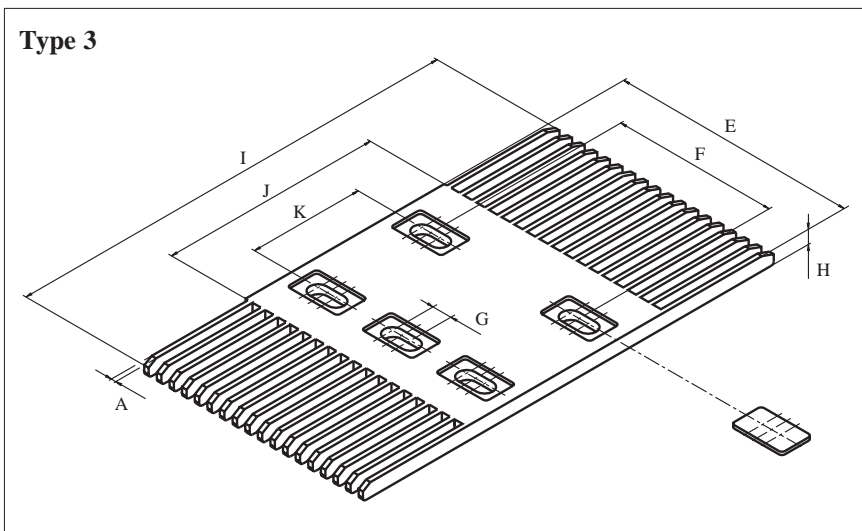
**Type 1A**



**Type 2**



**Type 3**



	mm	in.		mm	in.		mm	in.		mm	in.
A	2.8	0.11	E	149.0	5.87	I	259.0	10.20	M	123.0	4.84
B	220.0	8.66	F	100.0	3.94	J	120.0	4.72	N	22.0	0.87
C	150.0	5.91	G	12.0	0.47	K	60.0	2.36	O	53.0	2.09
D	75.0	2.95	H	9.0	0.35	L	119.0	4.69	-	-	-

## Sprockets for uni 810/812/815 and uni Magnet type

no. of teeth	pitch diameter		bore						uni reference no.		
			min.		max. PA		max. cast iron		steel	cast iron	polyamide
	mm	in.	mm	in.	mm	in.	mm	in.			
19	117.3	4.62	20.0	0.79	40.0	1.57	50.0	1.97	123181519S	123281519CI	123381519N
21	129.2	5.09	20.0	0.79	40.0	1.57	50.0	1.97	123181521S	123281521CI	123381521N
23	141.2	5.56	20.0	0.79	40.0	1.57	50.0	1.97	123181523S	123281523CI	123381523N
25	153.2	6.03	20.0	0.79	40.0	1.57	50.0	1.97	123181525S	123281525CI	123381525N
27	165.2	6.50	20.0	0.79	40.0	1.57	57.2	2.25	123181527S	-	123381527N
29	177.2	6.98	20.0	0.79	40.0	1.57	57.2	2.25	123181529S	-	123381529N
31	189.3	7.45	20.0	0.79	40.0	1.57	57.2	2.25	123181531S	-	123381531N



**Width of sprockets:**  
42.3 mm (1.67 in.)

Bore and keyway upon request.



See page 125



Materials

See page 15

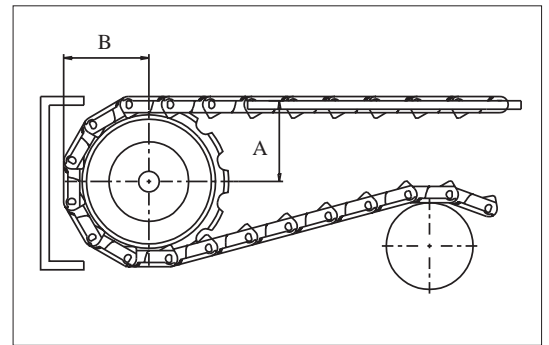


See page 126



See page 122

no. of teeth	minimum B-dimension		wearstrip distance A	
	mm	in.	mm	in.
19	65.0	2.56	61.9	2.44
21	71.0	2.80	67.9	2.67
23	77.0	3.03	73.9	2.91
25	83.0	3.27	79.9	3.15
27	89.0	3.50	85.9	3.38
29	95.0	3.74	91.9	3.62
31	101.0	3.97	97.9	3.85



## Sprockets for uni 800/802/805, uni 821, uni 821 PRR4 and uni 821 PRR

no. of teeth	pitch diameter		bore						uni reference no.		
			min.		max. PA		max. cast iron		steel	cast iron	polyamide
	mm	in.	mm	in.	mm	in.	mm	in.			
19	117.3	4.62	20.0	0.79	80.0	3.15	50.0	1.97	323182119S	323282119CI	323382119N
21	129.2	5.09	20.0	0.79	90.0	3.54	50.0	1.97	323182121S	323282121CI	323382121N
23	141.2	5.56	20.0	0.79	90.0	3.54	50.0	1.97	323182123S	323282123CI	323382123N
25	153.2	6.03	20.0	0.79	90.0	3.54	50.0	1.97	323182125S	323282125CI	323382125N*
27	165.2	6.50	20.0	0.79	100.0	3.94	50.0	1.97	323182127S	-	323382127N
29	177.2	6.98	20.0	0.79	100.0	3.94	50.0	1.97	323182129S	-	323382129N
31	189.3	7.45	20.0	0.79	100.0	3.94	50.0	1.97	323182131S	-	323382131N



**Width of sprockets:**  
79.4 mm (3.13 in.)

\* Not moulded.

Bore and keyway upon request.



See page 125



Materials

See page 15

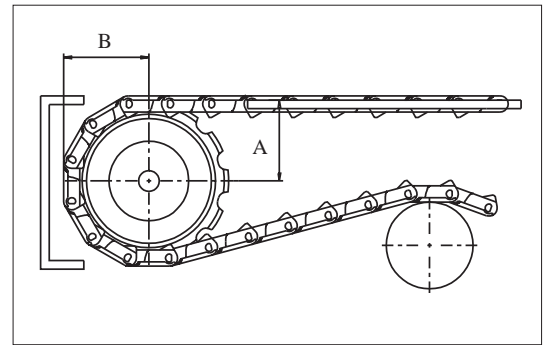


See page 126



See page 122

no. of teeth	minimum B-dimension		wearstrip distance A	
	mm	in.	mm	in.
19	65.0	2.56	61.9	2.44
21	71.0	2.80	67.9	2.67
23	77.0	3.03	73.9	2.91
25	83.0	3.27	79.9	3.15
27	89.0	3.50	85.9	3.38
29	95.0	3.74	91.9	3.62
31	101.0	3.97	97.9	3.85



### Sprockets for uni 881/881 TAB and uni 8811/8811 TAB

no. of teeth	pitch diameter		hub diameter		bore						uni reference no.		
	mm	in.	mm	in.	min.		max. PA		max. cast iron		steel	cast iron	polyamide
					mm	in.	mm	in.	mm	in.			
19	117.3	4.62	75.0	2.95	20.0	0.79	50.0	1.97	50.0	1.97	133188119S	133288119CI	133388119N
21	129.2	5.09	75.0	2.95	20.0	0.79	50.0	1.97	50.0	1.97	133188121S	133288121CI	133388121N
23	141.2	5.56	75.0	2.95	20.0	0.79	50.0	1.97	50.0	1.97	133188123S	133288123CI	133388123N
25	153.2	6.03	75.0	2.95	20.0	0.79	50.0	1.97	50.0	1.97	133188125S	133288125CI	133388125N
27	165.2	6.50	75.0	2.95	20.0	0.79	57.2	2.25	57.2	2.25	133188127S	133288127CI	133388127N
29	177.2	6.98	75.0	2.95	20.0	0.79	57.2	2.25	57.2	2.25	133188129S	-	133388129N
31	189.3	7.45	75.0	2.95	20.0	0.79	57.2	2.25	57.2	2.25	133188131S	-	133388131N



**Width of sprockets:**  
42.3 mm (1.67 in.)  
**Tooth width:**  
31.8 mm (1.25 in.)

Bore and keyway upon request.



See page 125



Materials

See page 15

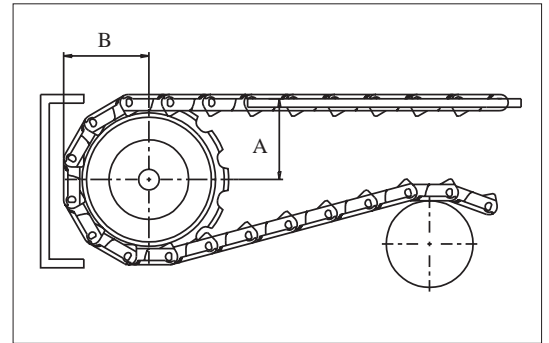


See page 126



See page 123

no. of teeth	minimum B-dimension		wearstrip distance A	
	mm	in.	mm	in.
19	65.0	2.56	61.9	2.44
21	71.0	2.80	67.9	2.67
23	77.0	3.03	73.9	2.91
25	83.0	3.27	79.9	3.15
27	89.0	3.50	85.9	3.38
29	95.0	3.74	91.9	3.62
31	101.0	3.97	97.9	3.85



### Sprockets for uni 881 Super Flex and 8811 Super Flex

no. of teeth	pitch diameter		hub diameter		bore				uni reference no.	
	mm	in.	mm	in.	min.		max. PA		steel	polyamide
					mm	in.	mm	in.		
19	117.3	4.62	65.0	2.56	20.0	0.79	40.0	1.57	1331SFL19S	1333SFL19N
21	129.2	5.09	75.0	2.95	20.0	0.79	50.0	1.97	1331SFL21S	1333SFL21N
23	141.2	5.56	75.0	2.95	20.0	0.79	50.0	1.97	1331SFL23S	1333SFL23N
25	153.2	6.03	75.0	2.95	20.0	0.79	50.0	1.97	1331SFL25S	-
27	165.2	6.50	75.0	2.95	20.0	0.79	57.2	2.25	1331SFL27S	1333SFL27N*
29	177.2	6.98	75.0	2.95	20.0	0.79	57.2	2.25	1331SFL29S	1333SFL29N*
31	189.3	7.45	75.0	2.95	20.0	0.79	57.2	2.25	1331SFL31S	1333SFL31N*



**Width of sprockets:**  
42.3 mm (1.67 in.)  
**Tooth width:**  
22.0 mm (0.87 in.)

\* Not moulded.

Bore and keyway upon request.



See page 125



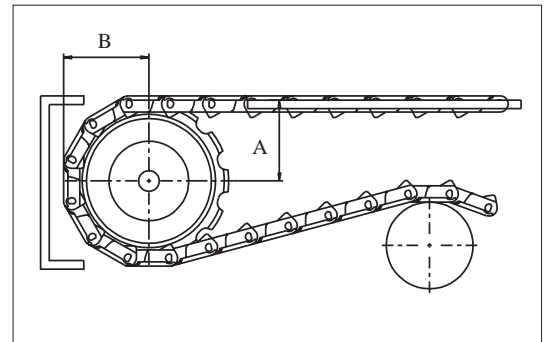
Materials

See page 15



See page 126

no. of teeth	minimum B-dimension		wearstrip distance A	
	mm	in.	mm	in.
19	65.0	2.56	61.9	2.44
21	71.0	2.80	67.9	2.67
23	77.0	3.03	73.9	2.91
25	83.0	3.27	79.9	3.15
27	89.0	3.50	85.9	3.38
29	95.0	3.74	91.9	3.62
31	101.0	3.97	97.9	3.85



### Sprockets for uni 820, uni 831 and uni SSB

no. of teeth	pitch diameter		bore						uni reference no.		
			min.		max. PA		max. cast iron		steel	cast iron	polyamide
	mm	in.	mm	in.	mm	in.	mm	in.			
19	117.3	4.62	20.0	0.79	40.0	1.57	50.0	1.97	303182019S	303282019CI	303382019N
21	129.2	5.09	20.0	0.79	40.0	1.57	50.0	1.97	303182021S	303282021CI	303382021N
23	141.2	5.56	20.0	0.79	40.0	1.57	50.0	1.97	303182023S	303282023CI	303382023N
25	153.2	6.03	20.0	0.79	40.0	1.57	50.0	1.97	303182025S	303282025CI	303382025N*
27	165.2	6.50	20.0	0.79	100.0	3.94	57.2	2.25	303182027S	-	303382027N
29	177.2	6.98	20.0	0.79	100.0	3.94	57.2	2.25	303182029S	-	303382029N
31	189.3	7.45	20.0	0.79	100.0	3.94	57.2	2.25	303182031S	-	303382031N



Width of sprockets:  
42.3 mm (1.67 in.)

\*Solid sprocket.  
Bore and keyway upon request.



See page 125



See page 15



See page 126

no. of teeth	minimum B-dimension		uni 820 wearstrip distance A		uni 831 wearstrip distance A		uni SSB wearstrip distance A	
	mm	in.	mm	in.	mm	in.	mm	in.
19	65.9	2.59	61.8	2.43	60.8	2.39	52.3	2.06
21	71.8	2.83	67.7	2.67	66.7	2.63	58.3	2.29
23	77.8	3.06	73.7	2.90	72.7	2.86	64.3	2.53
25	83.8	3.30	79.7	3.14	78.7	3.10	70.3	2.77
27	89.8	3.54	85.7	3.37	84.7	3.33	76.3	3.00
29	95.8	3.77	91.7	3.61	90.7	3.57	82.3	3.24
31	101.9	4.01	97.8	3.85	96.8	3.81	88.3	3.48

### Sprockets for uni 440 TAB

no. of teeth	pitch diameter		bore				uni reference no.
			min.		max.		
	mm	in.	mm	in.	mm	in.	polyamide
9	55.7	2.19	10.0	0.39	25.0	0.98	723344009N
12	73.6	2.90	10.0	0.39	35.0	1.38	723344012N
20	121.8	4.80	10.0	0.39	70.0	2.76	723344020N



Width of sprockets:  
25.0 mm (0.98 in.)  
Tooth width:  
15.8 mm (0.62 in.)

Bore and keyway upon request.

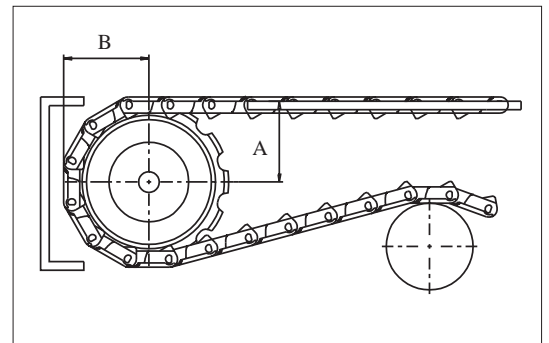


See page 15



See page 126

no. of teeth	minimum B-dimension		wearstrip distance A	
	mm	in.	mm	in.
9	35.9	1.41	31.4	1.23
12	44.9	1.77	40.3	1.59
20	69.3	2.73	64.4	2.54



**Sprockets for uni 879/879 TAB/879 TAB-R, uni 879 Super Flex, uni 880/880 TAB/880 TAB-R, uni 880 TAB-RT, uni 880 Super Flex, uni 879 TAB Safety, uni 879 TAB Safety Finger, uni 880 Rib, uni 880 Rib Flex, uni 879 TAB-R-G4,**

no. of teeth	pitch diameter		hub diameter		bore						uni reference no.		
	mm	in.	mm	in.	min.		max. PA		max. cast iron		steel	cast iron	polyamide
9	111.4	4.39	63.0	2.48	20.0	0.79	45.0	1.77	44.5	1.75	343188009S	343288009CI	343388009N
10	123.3	4.85	63.0	2.48	20.0	0.79	45.0	1.77	44.5	1.75	343188010S	343288010CI	343388010N
11	135.2	5.32	73.5	2.89	20.0	0.79	45.0	1.77	44.5	1.75	343188011S	343288011CI	343388011N
12	147.2	5.80	73.5	2.89	20.0	0.79	50.0	1.97	44.5	1.75	343188012S	343288012CI	343388012N
15	183.3	7.22	73.5	2.89	20.0	0.79	50.0	1.97	44.5	1.75	343188015S	-	343388015N



**Width of sprockets:**  
42.3 mm (1.67 in.)  
**Tooth width:**  
15.8 mm (0.62 in.)

Bore and keyway upon request.



See page 125



Materials

See page 15

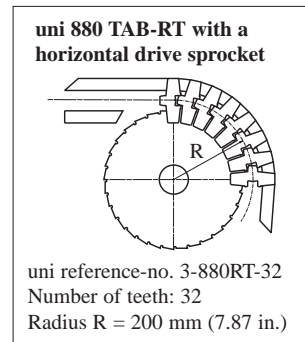


See page 126



See page 123

no. of teeth	minimum B-dimension		wearstrip distance A	
	mm	in.	mm	in.
9	63.2	2.49	59.2	2.33
10	69.2	2.72	65.2	2.57
11	75.1	2.96	71.1	2.80
12	81.1	3.19	77.1	3.04
15	99.2	3.91	95.2	3.75



**Sprockets for uni 882, uni 882 TAB, uni 882 SC-TAB, uni 882 Rib Flex, uni 882 PRR-TAB4 and uni 882 PRR TAB**

no. of teeth	pitch diameter		hub diameter		bore						uni reference no.		
	mm	in.	mm	in.	min.		max. PA		max. cast iron		steel	cast iron	polyamide
9	111.4	4.39	63.0	2.48	20.0	0.79	45.0	1.77	44.5	1.75	393188209S*	393288209CI	393388209N
10	123.3	4.85	63.0	2.48	20.0	0.79	45.0	1.77	44.5	1.75	393188210S	393288210CI	393388210N
11	135.2	5.32	73.5	2.89	20.0	0.79	45.0	1.97	44.5	1.75	393188211S	393288211CI	393388211N
12	147.2	5.80	73.5	2.89	20.0	0.79	50.0	1.97	44.5	1.75	393188212S	393288212CI	393388212N
15	183.3	7.22	73.5	2.89	20.0	0.79	50.0	1.97	44.5	1.75	393188215S	-	393388215N



**Width of sprockets:**  
42.3 mm (1.67 in.)  
**Tooth width:**  
22.2 mm (0.87 in.)

\*Max. bore for 393188209 is 35.0 mm (1.38 in.) and hub diameter 65.0 mm (2.56 mm).

Bore and keyway upon request.



See page 125



Materials

See page 15

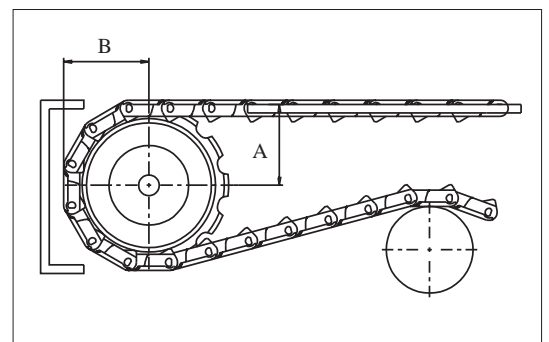


See page 126



See page 123

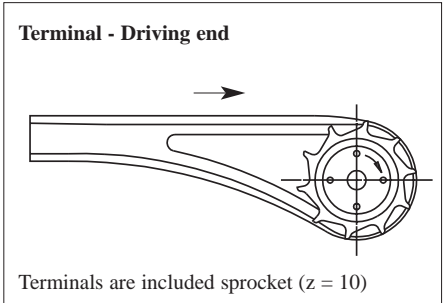
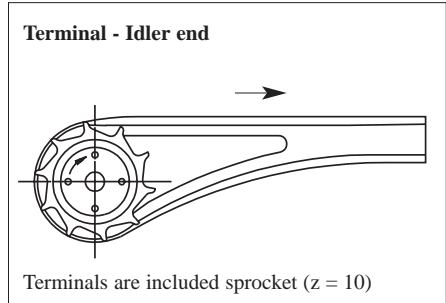
no. of teeth	minimum B-dimension		wearstrip distance A	
	mm	in.	mm	in.
9	65.4	2.57	60.2	2.37
10	71.4	2.81	66.2	2.43
11	77.3	3.04	72.1	2.84
12	83.3	3.28	78.1	3.07
15	101.4	3.99	96.2	3.79



### Terminal for uni 982-SC

no. of teeth	pitch diameter		hub diameter		bore				uni reference no.	
	mm	in.	mm	in.	min.		max.		polyamide	
					mm	in.	mm	in.		
10	161.8	6.37	64.0	2.52	19.1	0.75	40.0	1.57	4533982SC10N	

Materials See page 15



### Sprockets for uni 821-RO

no. of teeth	pitch diameter		bore				uni reference no.	
	mm	in.	min.		max.		polyamide	
			mm	in.	mm	in.		
21	129.2	5.09	19.1	0.75	80.0	3.15	3233821RO21N	



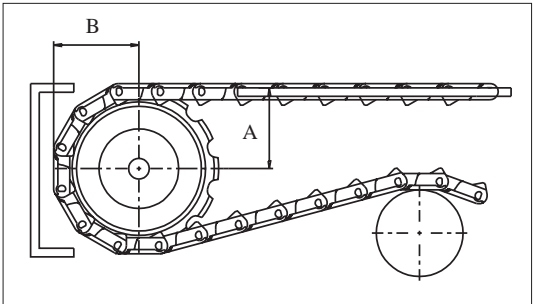
Bore and keyway upon request.

Materials See page 15

no. of teeth	minimum B-dimension		wearstrip distance A	
	mm	in.	mm	in.
21	71.0	2.80	67.8	2.67

Width of sprockets:  
135.0 mm (5.31 in.)

See page 126



### Sprockets for uni NH78

no. of teeth	pitch diameter		hub diameter		bore				uni reference no.	
	mm	in.	mm	in.	min.		max.		steel	polyamide
					mm	in.	mm	in.		
6	132.5	5.21	65.0	2.56	20.0	0.79	40.0	1.57	-	3533NH7806N
8	173.2	6.82	65.0	2.56	20.0	0.79	40.0	1.57	3531NH08S	3533NH7808N
10	214.4	8.44	73.5	2.89	20.0	0.79	50.0	1.97	-	3533NH7810N



Width of sprockets:  
42.3 mm (1.67 in.)  
Tooth width:  
15.0 mm (0.59 in.)

Bore and keyway upon request.

Materials See page 15

no. of teeth	minimum B-dimension		wearstrip distance A	
	mm	in.	mm	in.
6	81.1	3.19	52.0	2.05
8	101.3	3.99	72.3	2.85
10	121.9	4.80	92.9	3.66

See page 126

See drawing with A and B dimension page 116.

### Sprockets for uni 3200/3200 TAB

no. of teeth	pitch diameter		hub diameter		bore				uni reference no.	
	mm	in.	mm	in.	min.		max.		polyamide	
					mm	in.	mm	in.		
8	132.8	5.23	65.0	2.56	19.1	0.75	40.0	1.57	3733320008N	
10	164.4	6.61	65.0	2.56	19.1	0.75	40.0	1.57	3733320010N	
			120.0	4.72	19.1	0.75	70.0	2.76	3733320010NBB	
12	196.3	7.73	65.0	2.56	19.1	0.75	40.0	1.57	3733320012N	
			120.0	4.72	19.1	0.75	70.0	2.76	3733320012NBB	
15	244.3	9.62	65.0	2.56	19.1	0.75	40.0	1.57	3733320015N	
			120.0	4.72	19.1	0.75	70.0	2.76	3733320015NBB	



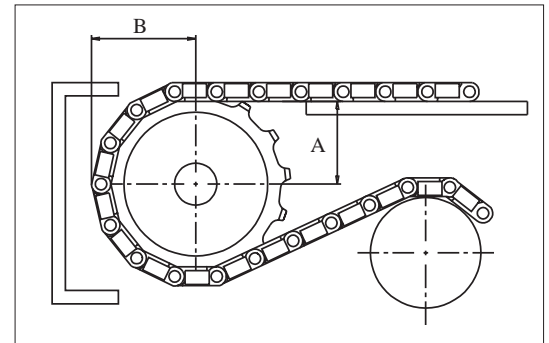
**Width of sprockets:**  
42.3 mm (1.67 in.)  
**Tooth width:**  
25.0 mm (0.98 in.)

BB = Big Boss (Hub).  
Bore and keyway upon request.

See page 15

See page 126

no. of teeth	minimum B-dimension		wearstrip distance A	
	mm	in.	mm	in.
8	76.6	3.02	56.3	2.21
10	92.4	3.64	72.1	2.84
12	108.4	4.27	88.0	3.46
15	132.4	5.21	112.0	4.41



### Sprockets for uni 1700, uni 1701, uni 1701 TAB/TAB-R, uni 1701 TAB-R-ST, uni 1702, uni 1702 M, uni 1702 H, uni 1703, uni 1704, uni 1705, uni 1706 and uni 1707

no. of teeth	pitch diameter		hub diameter		bore						uni reference no.	
	mm	in.	mm	in.	min.		max. PA		max. steel		steel	polyamide
					mm	in.	mm	in.	mm	in.		
8	130.6	5.14	63.0	2.48	20.0	0.79	40.0	1.57	50.0	1.97	3131170008S	3133170008N
10	161.8	6.37	63.0	2.48	20.0	0.79	40.0	1.57	50.0	1.97	3131170010S	3133170010N
12	193.2	7.61	63.0	2.48	20.0	0.79	40.0	1.57	50.0	1.97	3131170012S	3133170012N
13	208.9	8.23	63.0	2.48	20.0	0.79	40.0	1.57	50.0	1.97	3131170013S	3133170013N



**Width of sprockets:**  
42.3 mm (1.67 in.)  
**Tooth width:**  
11.0 mm (0.43 in.)

Bore and keyway upon request.

See page 15

See page 126

no. of teeth	minimum B-dimension		uni 1700 and uni 1704 wearstrip distance A		uni 1701, uni 1701 TAB, uni 1702, uni 1702 M and uni 1703 wearstrip distance A	
	mm	in.	mm	in.	mm	in.
8	78.8	3.10	53.3	2.10	52.6	2.07
10	93.9	3.70	68.9	2.71	68.2	2.69
12	109.1	4.30	84.6	3.33	83.9	3.30
13	116.8	4.60	92.5	3.64	91.8	3.61

## Sprockets for uni 2500


no. of teeth	pitch diameter		hub diameter		bore				uni reference no.	
	mm	in.	mm	in.	min.		max.		steel	polyamide
					mm	in.	mm	in.		
6	127.0	5.00	63.0	2.48	20.0	0.79	40.0	1.57	3531250006S	3531250006N
8	165.9	6.53	73.5	2.89	20.0	0.79	40.0	1.57	3531250008S	3531250008N
15	305.4	12.02	73.5	2.89	20.0	0.79	40.0	1.57	3531250015S	3531250015N



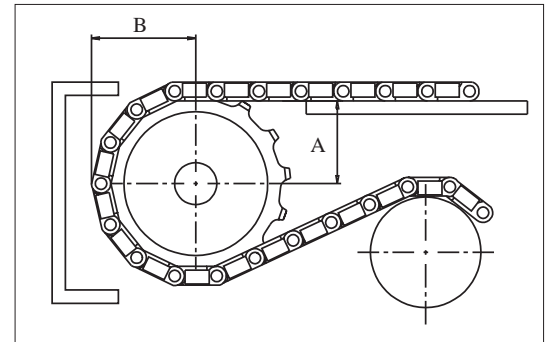
**Width of sprockets:**  
42.3 mm (1.67 in.)  
**Tooth width:**  
11.0 mm (0.43 in.)

Bore and keyway upon request.

 See page 15

 See page 126

no. of teeth	minimum B-dimension		wearstrip distance A	
	mm	in.	mm	in.
6	83.4	3.28	43.5	1.71
8	102.8	4.05	63.0	2.48
15	172.7	6.80	132.7	5.22



## Sprockets for uni 2600-C, uni 2600-CV, uni 2600-TAB-C, uni 2600-O, uni 2600-OV, uni 2600 TAB-O and uni 2600 TAB-O-M


no. of teeth	pitch diameter		hub diameter		bore				uni reference no.	
	mm	in.	mm	in.	min.		max.		steel	polyamide
					mm	in.	mm	in.		
6	127.0	5.00	63.0	2.48	20.0	0.79	40.0	1.57	3631260006S	3633260006N
8	165.9	6.53	73.5	2.89	20.0	0.79	50.0	1.97	3631260008S	3633260008N
10	205.5	8.09	73.5	2.89	20.0	0.79	50.0	1.97	3631260010S	3633260010N
11	225.4	8.87	73.5	2.89	20.0	0.79	50.0	1.97	3631260011S	3633260011N



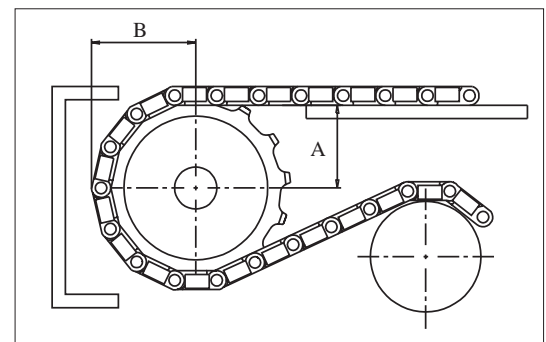
**Width of sprockets:**  
42.3 mm (1.67 in.)  
**Tooth width:**  
11.0 mm (0.43 in.)

Bore and keyway upon request.

 See page 15

 See page 126

no. of teeth	minimum B-dimension		wearstrip distance A	
	mm	in.	mm	in.
6	78.1	3.07	49.0	1.93
8	97.5	3.84	68.5	2.69
10	117.2	4.61	88.3	3.47
11	127.2	5.01	98.2	3.89



### Sprockets for uni 2700/2700-R, uni 2700 H/2700 H-R and uni 2700 LH

no. of teeth	pitch diameter		hub diameter		bore				uni reference no.	
	mm	in.	mm	in.	min.		max.		steel	polyamide
					mm	in.	mm	in.		
8	182.9	7.20	73.5	2.89	20.0	0.79	50.0	1.97	3731270008S	3733270008N
10	226.5	8.92	73.5	2.89	20.0	0.79	50.0	1.97	3731270010S	3733270010N



**Width of sprockets:**  
42.3 mm (1.67 in.)  
**Tooth width:**  
15.0 mm (0.59 in.)

Bore and keyway upon request.

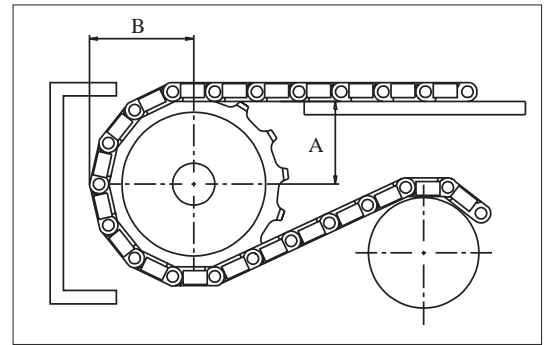


See page 15



See page 126

no. of teeth	minimum B-dimension		wearstrip distance A	
	mm	in.	mm	in.
8	116.9	4.60	65.0	2.56
10	137.8	5.43	86.8	3.42



### Sprockets for uni 3000

no. of teeth	pitch diameter		hub diameter		bore				uni reference no.	
	mm	in.	mm	in.	min.		max.		steel	polyamide
					mm	in.	mm	in.		
10	259.2	10.20	75.0	2.95	20.0	0.79	50.0	1.97	3731300010S	3733300010N



**Width of sprockets:**  
42.3 mm (1.67 in.)  
**Tooth width:**  
15.0 mm (0.59 in.)

Bore and keyway upon request.

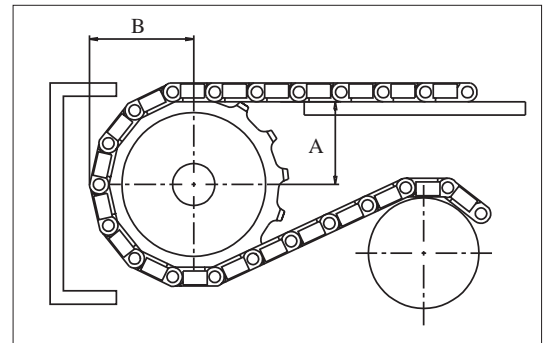


See page 15



See page 126

no. of teeth	minimum B-dimension		wearstrip distance A	
	mm	in.	mm	in.
10	155.6	6.13	106.0	4.17



### Sprockets for uni 1400/1400 TAB

no. of teeth	pitch diameter		hub diameter		bore				uni reference no.	
	mm	in.	mm	in.	min.		max.		steel	polyamide
					mm	in.	mm	in.		
6	165.0	6.50	63.0	2.48	20.0	0.79	40.0	1.57	3331140006S	3333140006N
8	215.6	8.49	73.5	2.89	20.0	0.79	50.0	1.97	3331140008S	3333140008N
10	267.0	10.51	73.5	2.89	20.0	0.79	50.0	1.97	3331140010S	3333140010N



**Width of sprockets:**  
42.3 mm (1.67 in.)  
**Tooth width:**  
15.0 mm (0.59 in.)

Bore and keyway upon request.

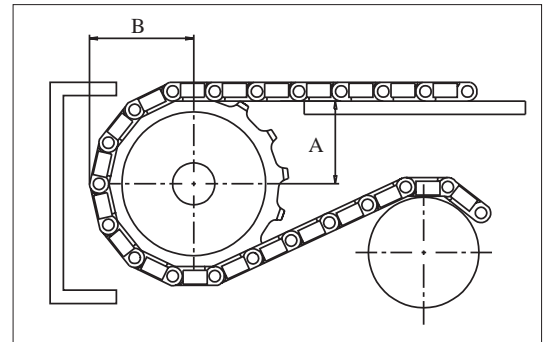


See page 15



See page 126

no. of teeth	minimum B-dimension		wearstrip distance A	
	mm	in.	mm	in.
6	101.5	4.00	64.5	2.54
8	126.8	5.00	89.8	3.54
10	132.5	5.22	115.5	4.55



### Sprockets for uni 2800/2800 TAB

no. of teeth	pitch diameter		hub diameter		bore				uni reference no.	
	mm	in.	mm	in.	min.		max.		steel	polyamide
					mm	in.	mm	in.		
6	165.0	6.50	63.0	2.48	20.0	0.79	40.0	1.57	3831280006S	3833280006N
8	215.6	8.49	73.5	2.89	20.0	0.79	50.0	1.97	3831280008S	3833280008N
10	267.0	10.51	73.5	2.89	20.0	0.79	50.0	1.97	3831280010S	3833280010N



**Width of sprockets:**  
42.3 mm (1.67 in.)  
**Tooth width:**  
15.0 mm (0.59 in.)

Bore and keyway upon request.

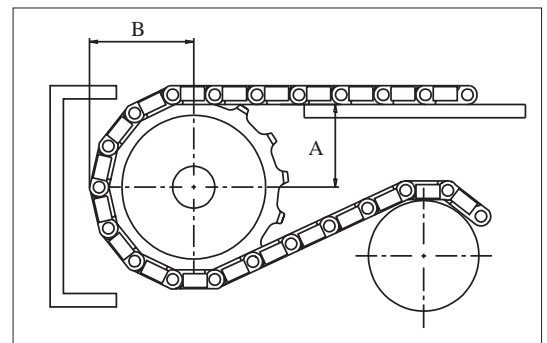


See page 15




See page 126

no. of teeth	minimum B-dimension		wearstrip distance A	
	mm	in.	mm	in.
6	101.0	3.98	64.0	2.52
8	126.3	4.97	89.3	3.52
10	152.0	5.98	115.3	4.54



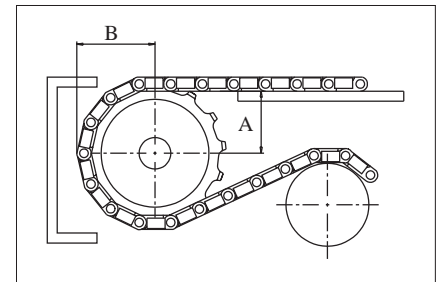
## Sprockets for uni SNB M2AT

no. of teeth	pitch diameter		hub diameter		bore		uni reference no. polyamide		
	mm	in.	mm	in.	mm	in.			
10	82.2	3.24	65.0	2.56	ø19.1	ø0.75	75332SNB10N		
					sq 38.1	sq 1.50	75332SNB10N15SQ		
					sq 40.0	sq 1.57	75332SNB10N40SQ		
12	98.1	3.86	65.0	2.56	ø19.1	ø0.75	75332SNB12N		
					sq 38.1	sq 1.50	75332SNB12N15SQ		
					sq 40.0	sq 1.57	75332SNB12N40SQ		
18	146.3	5.76	65.0	2.56	ø19.1	ø0.75	75332SNB18N		
					sq 38.1	sq 1.50	75332SNB18N15SQ		
					sq 40.0	sq 1.57	75332SNB18N40SQ		
			120.0	4.72	ø19.1	ø0.75	75332SNB18NBB		
					sq 60.0	sq 2.36	75332SNB18N60SQBB		
					ø19.1	ø0.75	75332SNB19N		
19	154.3	6.07	65.0	2.56	sq 38.1	sq 1.50	75332SNB19N15SQ		
					sq 40.0	sq 1.57	75332SNB19N40SQ		
					ø19.1	ø0.75	75332SNB19NBB		
20	162.4	6.39	65.0	2.56	sq 60.0	sq 2.36	75332SNB19N60SQBB		
					120.0	4.72	ø19.1	ø0.75	75332SNB20N
							sq 38.1	sq 1.50	75332SNB20N15SQ
			sq 40.0	sq 1.57			75332SNB20N40SQ		
			120.0	4.72	ø19.1	ø0.75	75332SNB20NBB		
					sq 60.0	sq 2.36	75332SNB20N60SQBB		



**Width of sprockets:**  
25.0 mm (0.98 in.)  
**Tooth width:**  
26.0 mm (0.24 in.)

no. of teeth	minimum B-dimension		wearstrip distance A	
	mm	in.	mm	in.
10	45.7	1.80	36.7	1.44
12	53.6	2.11	44.7	1.76
18	77.6	3.06	68.8	2.71
19	81.6	3.21	72.8	2.86
20	85.6	3.37	76.8	3.02



Materials See page 15

See page 126

## Sprockets for uni Light EP

no. of teeth	pitch diameter		hub diameter		bore		uni reference no. polyamide
	mm	in.	mm	in.	mm	in.	
7	87.8	3.46	65.0	2.56	ø19.1	ø0.75	2533EP07N
					sq 38.1	sq 1.50	2533EP07N15SQ
9	111.4	4.39	90.0	3.54	ø19.1	ø0.75	2533EP09N
					sq 38.1	sq 1.50	2533EP09N15SQ
10	123.3	4.85	100.0	3.94	ø19.1	ø0.75	2533EP10N
					sq 38.1	sq 1.50	2533EP10N15SQ
11	135.2	5.32	110.0	4.33	ø19.1	ø0.75	2533EP11N
					sq 38.1	sq 1.50	2533EP11N15SQ
12	147.2	5.80	120.0	4.72	ø19.1	ø0.75	2533EP12N
					sq 38.1	sq 1.50	2533EP12N15SQ
					sq 40.0	sq 1.57	2533EP12N40SQ
15	183.3	7.23	120.0	4.72	ø19.1	ø0.75	2533EP15N
					sq 38.1	sq 1.50	2533EP15N15SQ



**Width of sprockets:**  
23.2 mm (0.91 in.)  
**Tooth width:**  
11.8 mm (0.46 in.)

no. of teeth	minimum B-dimension		wearstrip distance A	
	mm	in.	mm	in.
7	48.3	1.90	39.7	1.56
9	60.4	2.38	51.5	2.03
10	66.0	2.60	57.4	2.26
11	72.0	2.83	63.4	2.49
12	78.0	3.07	69.4	2.73
15	96.0	3.78	87.4	3.44

Materials See page 15

See page 126

## Sprockets for uni SSB

no. of teeth	pitch diameter		hub diameter		bore		uni reference no.	
	mm	in.	mm	in.	mm	in.	steel	polyamide
19	117.3	4.62	63.0	2.48	∅ 19.1	∅ 0.75	1631SSB19S	1633SSB19N
21	129.2	5.09	63.0	2.48	∅ 19.1	∅ 0.75	1631SSB21S	1633SSB21N
23	141.2	5.56	63.0	2.48	∅ 19.1	∅ 0.75	1631SSB23S	1633SSB23N
25	153.2	6.03	63.0	2.48	∅ 19.1	∅ 0.75	1631SSB25S	1633SSB25N*
27	165.2	6.50	63.0	2.48	∅ 19.1	∅ 0.75	1631SSB27S	1633SSB27N
29	177.2	6.98	63.0	2.48	∅ 19.1	∅ 0.75	1631SSB29S	1633SSB29N
31	189.3	7.45	63.0	2.48	∅ 19.1	∅ 0.75	1631SSB31S	1633SSB31SN



**Width of sprockets:**  
42.3 mm (1.67 in.)  
**Tooth width:**  
15.0 mm (0.59 in.)

\*Solid sprocket.



See page 15

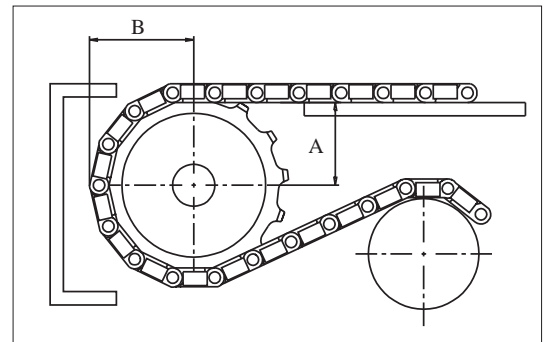


See page 126



See page 122

no. of teeth	minimum B-dimension		wearstrip distance A	
	mm	in.	mm	in.
19	61.6	2.43	52.3	2.06
21	67.1	2.64	58.2	2.29
23	73.2	2.88	64.2	2.53
25	79.2	3.12	70.2	2.76
27	85.3	3.36	76.2	3.00
29	91.3	3.59	82.2	3.24
31	97.4	3.83	88.3	3.47



## Sprockets for uni XLB

no. of teeth	pitch diameter		hub diameter		bore		uni reference no.
	mm	in.	mm	in.	min.		
					mm	in.	
10	205.5	8.09	120.0	4.72	sq 38.1	sq 1.50	7333XLB10PN15SQ
					sq 40.0	sq 1.57	7333XLB10PN40SQ
					sq 50.8	sq 2.00	7333XLB10PN20SQ
					sq 60.0	sq 2.36	7333XLB10PN60SQ
					sq 63.5	sq 2.50	7333XLB10PN25SQ
20	405.9	15.98	320.0	12.60	sq 38.1	sq 1.50	7333XLB20PN15SQ
					sq 40.0	sq 1.57	7333XLB20PN40SQ
					sq 50.8	sq 2.00	7333XLB20PN20SQ
					sq 60.0	sq 2.36	7333XLB20PN60SQ
					sq 63.5	sq 2.50	7333XLB20PN25SQ



**Width of sprockets:**  
33.0 mm (1.30 in.)  
**Tooth width:**  
16.0 mm (0.63 in.)

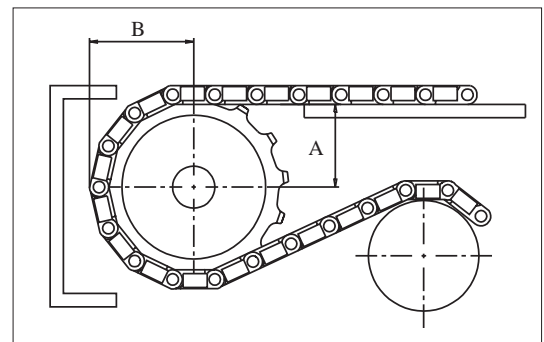


See page 15

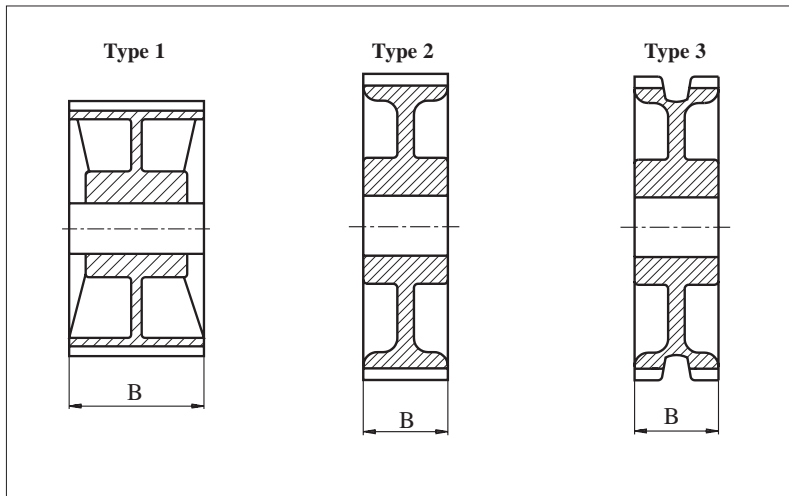


See page 126

no. of teeth	minimum B-dimension		wearstrip distance A	
	mm	in.	mm	in.
10	117.8	4.64	87.8	3.45
20	218.0	8.58	188.0	7.40



## Two Part Sprockets



### Type 1: Two part sprockets for uni 800, uni 802, uni 805, uni 821, uni 821-PRR4 and uni 821-PRR

no. of teeth	pitch diameter		hub diameter		tooth width B		bore				uni reference no.
	mm	in.	mm	in.	mm	in.	min.		max.		
							mm	in.	mm	in.	
25	153.2	6.03	58.0	2.28	80.2	3.16	30.0	1.18	50.8	2.00	323382125NT

Minimum B-dimension and wearstrip distance A: Please see page 111.

### Type 2: Two part sprockets for uni 810, uni 812, uni 815 and uni Magnet type

no. of teeth	pitch diameter		hub diameter		tooth width B		bore				uni reference no.
	mm	in.	mm	in.	mm	in.	min.		max.		
							mm	in.	mm	in.	
19	117.3	4.62	58.0	2.28	42.3	1.67	20.0	0.78	40.0	1.57	123381519NT
21	129.3	5.09	58.0	2.28	42.3	1.67	20.0	0.78	40.0	1.57	123381521NT
23	141.2	5.56	58.0	2.28	42.3	1.67	20.0	0.78	40.0	1.57	123381523NT
25	153.2	6.03	58.0	2.28	42.3	1.67	20.0	0.78	40.0	1.57	123381525NT

Minimum B-dimension and wearstrip distance A: Please see page 111.

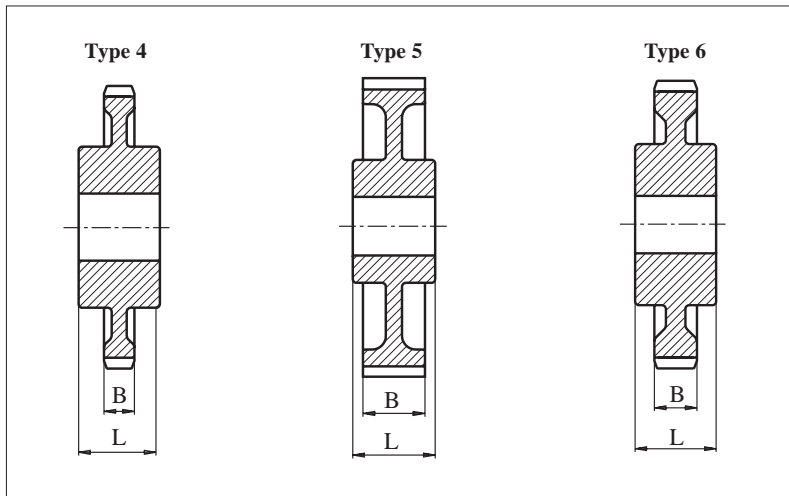
### Type 3: Two part sprockets for uni 820, uni 831 and uni SSB

no. of teeth	pitch diameter		hub diameter		tooth width B		bore				uni reference no.
	mm	in.	mm	in.	mm	in.	min.		max.		
							mm	in.	mm	in.	
19	117.3	4.62	58.0	2.28	42.3	1.67	20.0	0.78	40.0	1.57	303382019NT
21	129.3	5.09	58.0	2.28	42.3	1.67	20.0	0.78	40.0	1.57	303382021NT
23	141.2	5.56	58.0	2.28	42.3	1.67	20.0	0.78	40.0	1.57	303382023NT
25	153.2	6.03	58.0	2.28	42.3	1.67	20.0	0.78	40.0	1.57	303382025NT

Minimum B-dimension and wearstrip distance A: Please see page 113.

Materials See page 15

## Two Part Sprockets



**Type 4:** Two part sprockets for uni 879, uni 879 TAB, uni 879 Super Flex, uni 880, uni 880 TAB, uni 880 TAB-RT, uni 880 Super Flex, uni 879 TAB Safety, uni 879 TAB Safety Finger, uni 880 Rib, uni 880 Rib-Flex and uni 879 TAB-R-G4

no. of teeth	pitch diameter		hub diameter		tooth width L		tooth width B		bore				uni reference no.
	mm	in.	mm	in.	mm	in.	mm	in.	min.		max.		
9	111.4	4.39	52.0	2.05	42.3	1.67	15.8	0.62	20.0	0.78	40.0	1.57	343388009NT
10	123.3	4.85	52.0	2.05	42.3	1.67	15.8	0.62	20.0	0.78	40.0	1.57	343388010NT
11	135.2	5.32	52.0	2.05	42.3	1.67	15.8	0.62	20.0	0.78	40.0	1.57	343388011NT
12	147.2	5.80	52.0	2.05	42.3	1.67	15.8	0.62	20.0	0.78	40.0	1.57	343388012NT

Minimum B-dimension and wearstrip distance A: Please see page 114.

**Type 5:** Two part sprockets for uni 881, uni 881 TAB, uni 8811 and uni 8811 TAB

no. of teeth	pitch diameter		hub diameter		tooth width L		tooth width B		bore				uni reference no.
	mm	in.	mm	in.	mm	in.	mm	in.	min.		max.		
19	117.3	4.62	58.0	2.28	42.3	1.67	31.8	1.25	20.0	0.78	40.0	1.57	133388119NT
21	129.3	5.09	58.0	2.28	42.3	1.67	31.8	1.25	20.0	0.78	40.0	1.57	133388121NT
23	141.2	5.56	58.0	2.28	42.3	1.67	31.8	1.25	20.0	0.78	40.0	1.57	133388123NT
25	153.2	6.03	58.0	2.28	42.3	1.67	31.8	1.25	20.0	0.78	40.0	1.57	133388125NT

Minimum B-dimension and wearstrip distance A: Please see page 112.

**Type 6:** Two part sprockets for uni 882, uni 882 TAB, uni 882 SC-TAB, uni 882 Rib-Flex, uni 882 PRR-TAB4 and uni 882 PRR-TAB

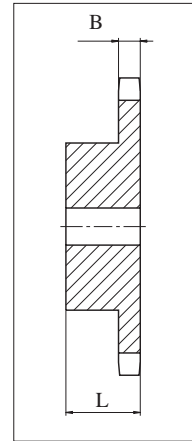
no. of teeth	pitch diameter		hub diameter		tooth width L		tooth width B		bore				uni reference no.
	mm	in.	mm	in.	mm	in.	mm	in.	min.		max.		
10	123.3	4.85	52.0	2.05	42.3	1.67	22.2	0.87	20.0	0.78	40.0	1.57	393388210NT
11	135.2	5.32	58.0	2.28	42.3	1.67	22.2	0.87	20.0	0.78	40.0	1.57	393388211NT
12	147.2	5.80	58.0	2.28	42.3	1.67	22.2	0.87	20.0	0.78	40.0	1.57	393388212NT

Minimum B-dimension and wearstrip distance A: Please see page 114.

Materials

See page 15

## Sprockets for Snap-On Chains



### Sprockets for Snap-On series uni 843, uni SK843 and uni 1843 - 1/2" x 5/16" Form B

no. of teeth	pitch diameter		hub diameter		hub width L		hub width B		bore		uni reference no. steel
	mm	in.	mm	in.	mm	in.	mm	in.	mm	in.	
17	69.1	2.72	52.0	2.05	28.0	1.10	7.2	0.28	12.0	0.47	590000462B017
18	73.1	2.88	56.0	2.20	28.0	1.10	7.2	0.28	12.0	0.47	590000462B018
19	77.2	3.04	60.0	2.36	28.0	1.10	7.2	0.28	12.0	0.47	590000462B019
20	81.2	3.20	64.0	2.52	28.0	1.10	7.2	0.28	12.0	0.47	590000462B020
21	85.2	3.35	68.0	2.68	28.0	1.10	7.2	0.28	14.0	0.55	590000462B021
22	89.2	3.51	70.0	2.76	28.0	1.10	7.2	0.28	14.0	0.55	590000462B022
23	93.3	3.67	70.0	2.76	28.0	1.10	7.2	0.28	14.0	0.55	590000462B023
24	97.3	3.83	70.0	2.76	28.0	1.10	7.2	0.28	14.0	0.55	590000462B024
25	101.3	3.99	70.0	2.76	28.0	1.10	7.2	0.28	14.0	0.55	590000462B025

### Sprockets for Snap-On series uni 863/963, uni 863 TAB/963 TAB, uni 1873 and uni 3873 3/4" x 1/2" Form B

no. of teeth	pitch diameter		hub diameter		hub width L		hub width B		bore		uni reference no. steel
	mm	in.	mm	in.	mm	in.	mm	in.	mm	in.	
17*	103.7	4.08	80.0	3.15	35.0	1.38	7.2	0.28	11.7	0.46	590000513B017
18*	109.7	4.32	80.0	3.15	35.0	1.38	7.2	0.28	11.7	0.46	590000513B018
19	115.7	4.56	80.0	3.15	35.0	1.38	7.2	0.28	11.7	0.46	590000513B019
20	121.8	4.79	80.0	3.15	35.0	1.38	7.2	0.28	11.7	0.46	590000513B020
21	127.8	5.03	90.0	3.54	40.0	1.57	7.2	0.28	11.7	0.46	590000513B021
22	133.9	5.27	90.0	3.54	40.0	1.57	7.2	0.28	11.7	0.46	590000513B022
23	139.9	5.51	90.0	3.54	40.0	1.57	7.2	0.28	11.7	0.46	590000513B023
24	146.0	5.75	90.0	3.54	40.0	1.57	7.2	0.28	11.7	0.46	590000513B024
25	152.0	5.98	90.0	3.54	40.0	1.57	7.2	0.28	11.7	0.46	590000513B025
26	158.0	6.22	95.0	3.74	40.0	1.57	7.2	0.28	11.7	0.46	590000513B026
27	164.1	6.46	95.0	3.74	40.0	1.57	7.2	0.28	11.7	0.46	590000513B027
28	170.1	6.70	95.0	3.74	40.0	1.57	7.2	0.28	11.7	0.46	590000513B028
29	176.2	6.94	95.0	3.74	40.0	1.57	7.2	0.28	11.7	0.46	590000513B029
30	182.3	7.18	95.0	3.74	40.0	1.57	7.2	0.28	11.7	0.46	590000513B030
32	194.4	7.65	100.0	3.94	40.0	1.57	7.2	0.28	11.7	0.46	590000513B032
34	206.5	8.13	100.0	3.94	40.0	1.57	7.2	0.28	11.7	0.46	590000513B034

\* These sizes are too small for the uni 1873 and uni 3873 series.

## Idlers

Idlers are available for: uni 810, uni 812, uni 815, uni 881, uni Magnet type, uni 881 Super Flex, uni 8811, uni 8811 Super Flex, uni 820, uni 831, uni 879, uni 879 Super Flex, uni 880 and uni 880 Super Flex.



Corresponding to sprocket with number of teeth	B		overall diameter D		bore d				L		weight		uni reference nr.
					min.		max.						
	mm	in.	mm	in.	mm	in.	mm	in.	mm	in.	kg	lb	
21	44.4	1.75	129.8	5.11	20.0	0.79	38.1	1.50	63.5	2.50	0.3	0.66	303382021DIW
23	44.4	1.75	142.2	5.60	20.0	0.79	38.1	1.50	63.5	2.50	0.4	0.88	303382023DIW
25	44.4	1.75	154.7	6.09	20.0	0.79	38.1	1.50	63.5	2.50	0.5	1.10	303382025DIW

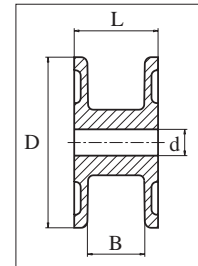
All idlers are supplied with pilot bore.

Standard material:

POM-D

Materials

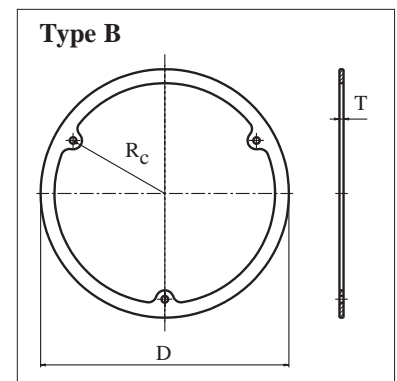
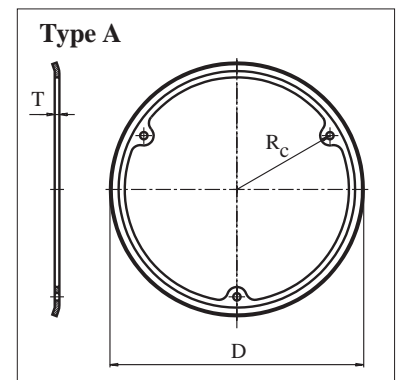
See page 14



## Guide Rings

The sprockets for the steel chains uni 810/812/815/800/802/805 and uni Magnet type can be supplied with guide rings if the drive sprockets are to guide the chain.

No. of teeth	overall diameter D		clamping diameter radius $R_c$		thickness of ring		shape of ring	uni reference no.
	mm	in.	mm	in.	mm	in.		
17	104.4	4.11	39.7	1.56	1.5	0.06	A	122GR1718S
18	104.4	4.11	39.7	1.56	1.5	0.06	A	
19	116.3	4.58	45.5	1.79	3.0	0.12	A	122GR1920S
20	116.3	4.58	45.5	1.79	3.0	0.12	A	
21	129.3	5.10	53.0	2.09	3.0	0.12	A	122GR2122S
22	129.3	5.10	53.0	2.09	3.0	0.12	A	
23	141.2	5.56	57.0	2.24	3.0	0.12	A	122GR2324S
24	141.2	5.56	57.0	2.24	3.0	0.12	A	
25	153.2	6.03	63.6	2.50	3.0	0.12	A	122GR2526S
26	153.2	6.03	63.6	2.50	3.0	0.12	A	
27	165.2	6.50	70.0	2.76	3.0	0.12	A	122GR2728S
28	165.2	6.50	70.0	2.76	3.0	0.12	A	
29	178.3	7.02	76.0	2.99	3.0	0.12	B	122GR2930S
30	178.3	7.02	76.0	2.99	3.0	0.12	B	
31	190.5	7.50	82.0	3.23	3.0	0.12	B	122GR3132S
32	190.5	7.50	82.0	3.23	3.0	0.12	B	



All guide rings are supplied with 3 clamping holes  $\phi$  4.8 mm (0.19 in.).

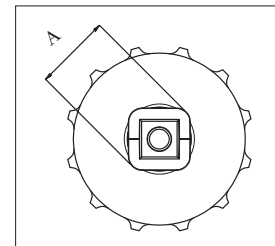
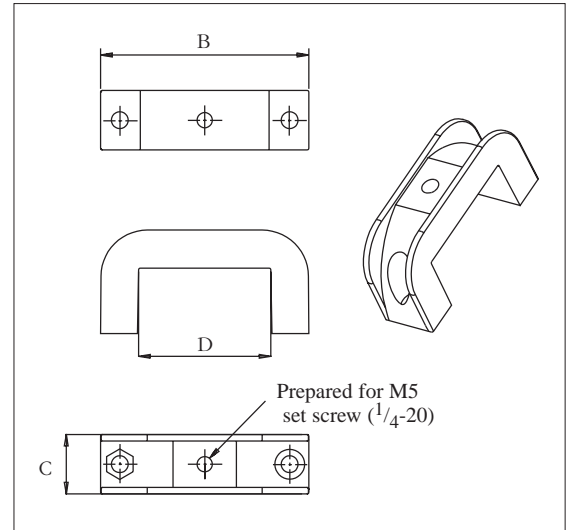
Standard material: DIN 1.0120

# uni Retainer Rings

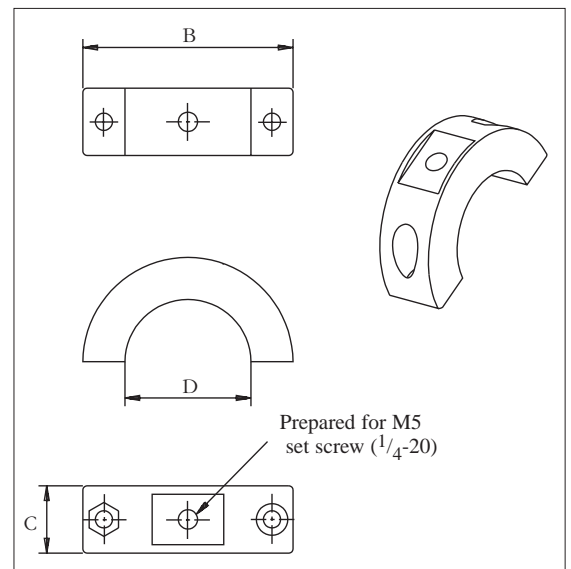


uni Retainer Rings™ D	B		C		A*	
	mm	in.	mm	in.	mm	in.
ø20	39	1.5	14	0.6	ø39	ø1.5
ø25	44	1.7	14	0.6	ø44	ø1.7
ø30	50	2.0	16	0.6	ø50	ø2.0
ø40	63	2.5	18	0.7	ø63	ø2.5
ø50	75	3.0	18	0.7	ø75	ø3.0
■ 40 x 40 mm	63	2.5	18	0.7	ø80	ø3.1
■ 50 x 50 mm	80	3.1	18	0.7	ø103	ø4.1
■ 60 x 60 mm	95	3.7	18	0.7	ø124	ø4.9
ø1"	44	1.7	14	0.6	ø44	ø1.7
ø1.5"	63	2.5	18	0.7	ø63	ø2.5
ø2"	75	3.0	18	0.7	ø75	ø3.0
■ 1" x 1"	44	1.7	14	0.6	ø52	ø2.0
■ 1.5" x 1.5"	63	2.5	18	0.7	ø80	ø3.1
■ 2.5" x 2.5"	95	3.7	18	0.7	ø124	ø4.9

\* Use sprocket sizes that ensure that belt or chain does not conflict with uni Retainer Rings™



uni Retainer Ring™	uni reference no.	
	set of 4 pcs	set of 20 pcs
ø20	95PA6Ø20MMB4	95PA6Ø20MMB20
ø25	95PA6Ø25MMB4	95PA6Ø25MMB20
ø30	95PA6Ø30MMB4	95PA6Ø30MMB20
ø40	95PA6Ø40MMB4	95PA6Ø40MMB20
ø50	95PA6Ø50MMB4	95PA6Ø50MMB20
■ 40 x 40 mm	95PA6SQ40MMB4	95PA6SQ40MMB20
■ 50 x 50 mm	95PA6SQ50MMB4	95PA6SQ50MMB20
■ 60 x 60 mm	95PA6SQ60MMB4	95PA6SQ60MMB20
ø1"	95PA6Ø10IN.B4	95PA6Ø10IN.B20
ø1.5"	95PA6Ø15IN.B4	95PA6Ø15IN.B20
ø2"	95PA6Ø20IN.B4	95PA6Ø20IN.B20
■ 1" x 1"	95PA6SQ10IN.B4	95PA6SQ10IN.B20
■ 1.5" x 1.5"	95PA6SQ15IN.B4	95PA6SQ15IN.B20
■ 2.5" x 2.5"	95PA6SQ25IN.B4	95PA6SQ25IN.B20



Standard material: **Glass reinforced PA6**

Materials See page 15



## Disclaimer

uni-chains provides this catalogue as a service and for information purposes only. The material and contents are provided without warranty of any kind. This catalogue is not intended to be used as a substitute for advice from our engineers and our official guidelines.

While we attempt to maintain the information in this catalogue as accurately as possible, it may contain errors or omissions for which we deny any and all liability.

uni-chains is not responsible for any property damage or personal injury, direct or indirect damage from failure or down time in production caused by improper equipment construction. uni-chains cannot be held responsible for the incorrect application, operation and/or abuse of our products.

uni-chains does not guarantee that the design and/or operational function of any equipment that incorporates uni-chains products, conforms to local, state, and/or federal regulations. Nor does uni-chains warrant that standards relating to safety aspects such as public and worker safety, safety guards, fire and sanitation safety, or any other safety regulations are met by such equipment or products.

All users should read our "**Warnings**" and "**Design Safety Guidelines**" before using our products.

## Warnings

### Fire

uni-chains plastic products are, unless clearly specified, made from materials which support open flame.

Products made from POM material (D, I, LF and SLF), when so exposed, will emit toxic fumes. uni-chains plastic products should therefore not be exposed to extreme temperatures or open flame. Special care should be taken when undertaking repair work particularly when welding at a conveyor if the conveyor is equipped with plastic chains or belts.

### Personal Protection

Always use safety glasses when installing or repairing chains and belts and while securing or removing pins.

Use only suitable tools in good condition.

The weight of some products calls for the use of safety shoes.

When installing/removing or repairing chains or belts on a conveyor, the motor must be turned off.

### Design Safety Guidelines

Most plastic products will lose their mechanical properties if exposed to the sun or ultraviolet beams, which can lead to chain or belt breakage. This can also happen if the products are exposed to strong chemicals. Generally, this is a problem with pH values lower than 4.5 or higher than 9.

Always make sure that there is enough space in the conveyor frame to allow chains and belts to retract or expand when exposed to temperature variations.

Never exceed the maximum or minimum temperatures given by uni-chains.

**Note:** The different materials have different temperature limits.

Care should be taken with high chain/belt speeds at which friction can lead to heating and subsequently melting of chain/belt as well as wearstrips. Do not exceed speeds recommended by uni-chains.

Use only original uni-chains sprockets with uni-chains belts and chains.

When constructing conveyors it is important to always include sufficient cover around the moving parts to prevent fingers and clothing from being caught in the machinery. uni-chains can also supply safety chains and side flexing belts which leave minimal gaps when turning through curves making them safer than regular chains.

# Global Sales Organization, [www.unichains.com](http://www.unichains.com)



## Head Office, Denmark

uni-chains A/S  
Hjulmagervej 21, DK-7100 Vejle  
Tel: +45 75 72 31 00,  
Fax: +45 75 72 33 48,  
e-mail: [admin@unichains.dk](mailto:admin@unichains.dk)  
[www.unichains.com](http://www.unichains.com)



## Germany

uni-chains Deutschland GmbH  
Postfach 2129, DE-48411 Rheine  
Münsterstrasse 57a, DE-48431 Rheine  
Tel: 05971/91437-0,  
Fax: 05971/915475,  
e-mail: [admin@unichains.de](mailto:admin@unichains.de)



## Great Britain

uni-chains A/S  
Coombs Wood Business Park  
Coombs Wood Way  
Halesowen  
West Midlands  
B62 8BH  
Tel: 0121-559-0377,  
Fax: 0121-559-0373,  
e-mail: [admin@unichains.co.uk](mailto:admin@unichains.co.uk)



## Ireland

uni-chains Ireland Ltd.  
12, The Park  
Liffey Hall, Newbridge  
Co. Kildare, Ireland  
Tel: 00-353-87-2633401,  
Fax: 00-353-45-437514,  
e-mail: [unichains@eircom.net](mailto:unichains@eircom.net)



## Italy

uni-chains Italia s.r.l.  
Via Napoli, 10-10a  
42100 Reggio Emilia  
Tel: 0522 • 922470,  
Fax: 0522 • 922508,  
e-mail: [unichains@unichains.it](mailto:unichains@unichains.it)



## Singapore

uni conveyor chains Asia Pte Ltd.  
57 Ubi Avenue 1  
# 07-06 Ubi Centre  
Singapore 408 936  
Tel: 67498513/4,  
Fax: 67498515,  
e-mail: [unichains@pacific.net.sg](mailto:unichains@pacific.net.sg)



## USA

uni-chains Manufacturing Inc.  
500 Brentwood Drive,  
Reading, PA 19611, USA  
Tel: (610)-372-1800, Tel: (800)-937-2864  
Fax: (610)-372-3590  
e-mail: [sales@unichains.com](mailto:sales@unichains.com)



**Argentina**  
011 4717-5151



**Australia**  
Belts: Heat & Control Pty. Ltd. (07) 3877 6333  
Chains: Renold Australia Pty. Ltd. (03) 9262 3333



**Austria**  
(01) 292 1071



**Belarus**  
017 280 45 78



**Belgium**  
(09) 243 73 73



**Brazil**  
(11) 6402-3022



**Canada**  
(800)-937-2864  
Ringball: (905) 826-1100



**Chile**  
026 963126



**Colombia**  
4 262 03 23



**Czech Republic**  
00420 272 706 052



**Egypt**  
02 451 07 93




**Estonia**  
06 684 400



**Finland**  
89-852661



**France**  
 0810442900  
Faber (03) 24 27 03 29



**Greece**  
(0210) 4111841



**Hungary**  
13 20 64 44



**Iceland**  
517-2220



**India**  
080 2242588



**Iran**  
021-8722237



**Israel**  
03-9415150



**Japan**  
066 561 2014



**Latvia**  
07248036



**Lithuania**  
(05) 239 25 25



**Mexico**  
055 5341 8131



**Netherlands**  
074-255 36 36



**New Zealand**  
Belts: Heat & Control Ltd. 09 274 4182  
Chains: Renold New Zealand Ltd. 09 828 5018



**Nigeria**  
(084) 483525



**Norway**  
2220 2699



**Poland**  
(022) 664 3887



**Portugal**  
(02) 29478090



**Romania**  
021-221 9640



**Russia**  
**Moscow branches:**  
Megadrive Ltd. 095 346-24-10  
Polymer MK Ltd. 095 257-44-19  
**St. Peterburg branch:**  
Megadrive-Spb Ltd. 812 389-13-38



**Slovakia**  
00420 272 706 052



**South Africa**  
011-7479500



**South Korea**  
031-479-5100



**Spain**  
(91) 507 28 38



**Sweden**  
040-18 10 00



**Switzerland**  
Plüss (01) 824 88 00  
Renold (01) 824 84 84



**Taiwan**  
02 22182201



**Turkey**  
0212 657 89 46





















**UAE**  
04 299 4828



**Ukraine**  
044 467-57-35



**Venezuela**  
(212) 991 9911

	Side flexing
	Side flexing
	Straight running
	Straight running
	Pitch
<b>Materials</b>	Materials
	Pin material
	Backflex radius
	Sprockets
	Two part sprockets
	Idlers
	Curves
	Straight parts
	Turn discs
	Supply unit
	Working load
	Finger plates
	Rubber inserts
	Retainer rings